

Pottawattamie County - July 2013

Total County Population	93,626
Children ages 0 through 5	7,664
Children ages 6 through 9	5,033
Children ages 10 through 12	3,797

Data source: Woods & Poole Population Estimates as of Dec 31, 2012.

Families with all parents working & children under age 6	78%
Median Family Income	\$62,485
Average Weekly Income	\$1,202

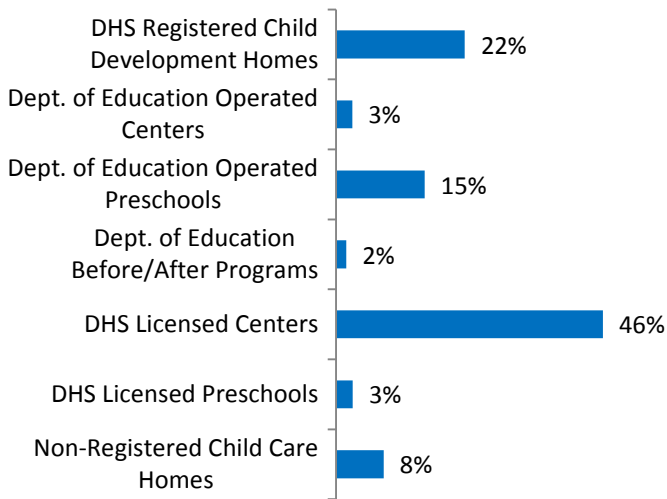
Data source: State Library of Iowa, www.iowadatecenter.org



www.iowaccrr.org

1-877-216-8481

Percent of Program Spaces



CCR&R may not have all DOE programs listed since they are not regulated by DHS.

275 Total PROGRAMS listed with CCR&R

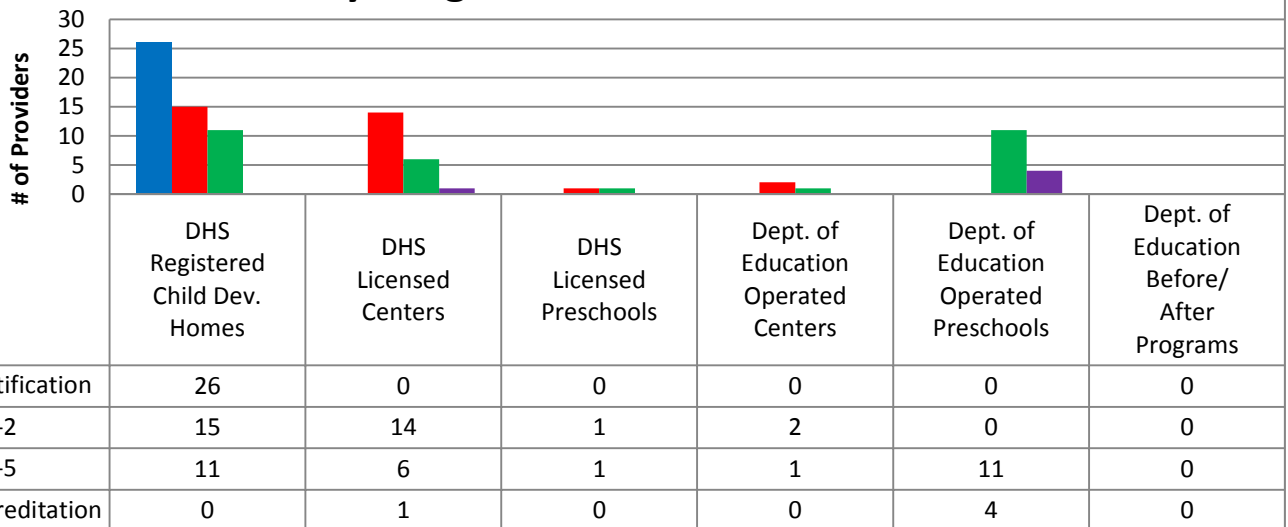
- 118 DHS Registered Child Development Homes
 - 4 Dept. of Education Operated Centers
 - 15 Dept. of Education Operated Preschools
 - 2 Dept. of Education Before/After Programs
- 39 DHS Licensed Centers
 - 4 DHS Licensed Preschools
- 93 Non-Registered Child Care Homes

5,646 Total SPACES listed with CCR&R

- 1,264 DHS Registered Child Development Homes
 - 159 Dept. of Education Operated Centers
 - 870 Dept. of Education Operated Preschools
 - 100 Dept. of Education Before/After Programs
- 2,621 DHS Licensed Centers
 - 164 DHS Licensed Preschools
- 468 Non-Registered Child Care Homes

*School District Dept of Education programs are not licensed by DHS but meet Standards for Child Care adopted by the State Board of Education.

Quality Programs for Providers



* Programs may choose to participate in more than one quality measure. The number of QRS Providers changes monthly.

Go to <http://www.dhs.state.ia.us/iqrs/> for up-to-date information.

*Centers, Preschools and Before/After school programs do not qualify for ChildNet Certification.

For a family earning the median income of \$62,485 with an infant in child care they would pay:

- 10% of their income before taxes, if their child was in a registered home
- 13% of their income before taxes, if their child was in a licensed center

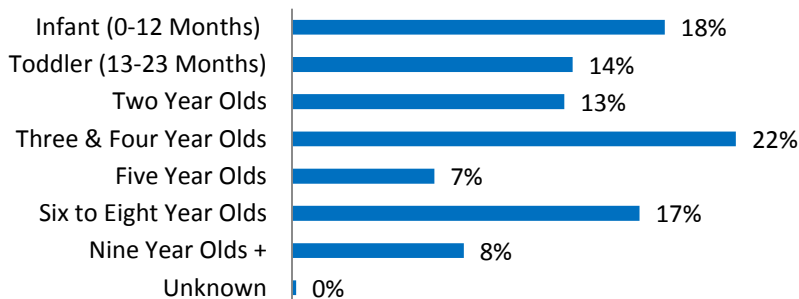
Data source: State Library of Iowa, www.iowadatabase.org & the Iowa NACCRRAware database for this reporting year.

Out of 275 child care programs, 212 programs report they accept DHS Child Care Assistance funded children.

Child Care Rates	Infant (0-12 Months)	Toddler (13-23 Months)	Two Year Olds	Three Year Olds	Four & Five Year Olds	Before & After School	Full Time School-Age
Average Per Week							
DHS Registered Child Development Homes	\$125.39	\$124.40	\$118.99	\$115.91	\$114.58	\$66.46	\$110.96
DHS Licensed Centers	\$155.64	\$155.68	\$133.99	\$126.36	\$119.57	\$68.88	\$116.15

** Providers may charge by the month, week, day or hour.*

Percent of Requests for Child Care by Age



Range of Preschool Tuition Rates per month - by age

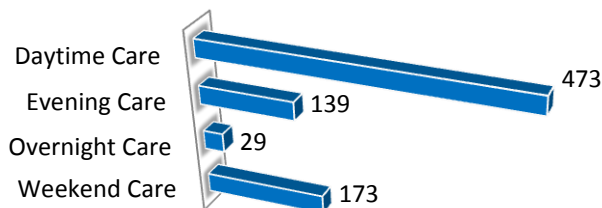
	Lowest	Highest
Three Yr Olds	\$45.00	\$250.00
Four Yr Olds +	\$120.00	\$860.00

**Preschool classes range from 1-5 days a week.*

**Free preschool programs are not included in the rate ranges above.*

CCR&R referred 263 families with 486 children to child care providers.

Requests for Child Care by Type



**Families may request more than one type of care for their child(ren).*

Requests for Child Care data is from July 1, 2012 - June 30, 2013.

Data provided by Child Care Resource & Referral using NACCRRAware as of July 1, 2013 unless otherwise noted.