

# Polk County - July 2013

Total County Population	441,855
Children ages 0 through 5	39,683
Children ages 6 through 9	25,366
Children ages 10 through 12	18,627

Data source: Woods & Poole Population Estimates as of Dec 31, 2012.

Families with all parents working & children under age 6	73%
Median Family Income	\$72,588
Average Weekly Income	\$1,396

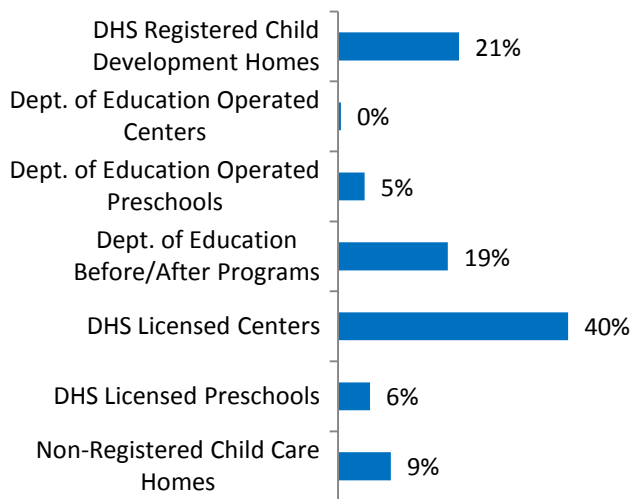
Data source: State Library of Iowa, www.iowadatecenter.org



www.iowaccrr.org

1-877-216-8481

## Percent of Program Spaces



CCR&R may not have all DOE programs listed since they are not regulated by DHS.

## 1,649 Total PROGRAMS listed with CCR&R

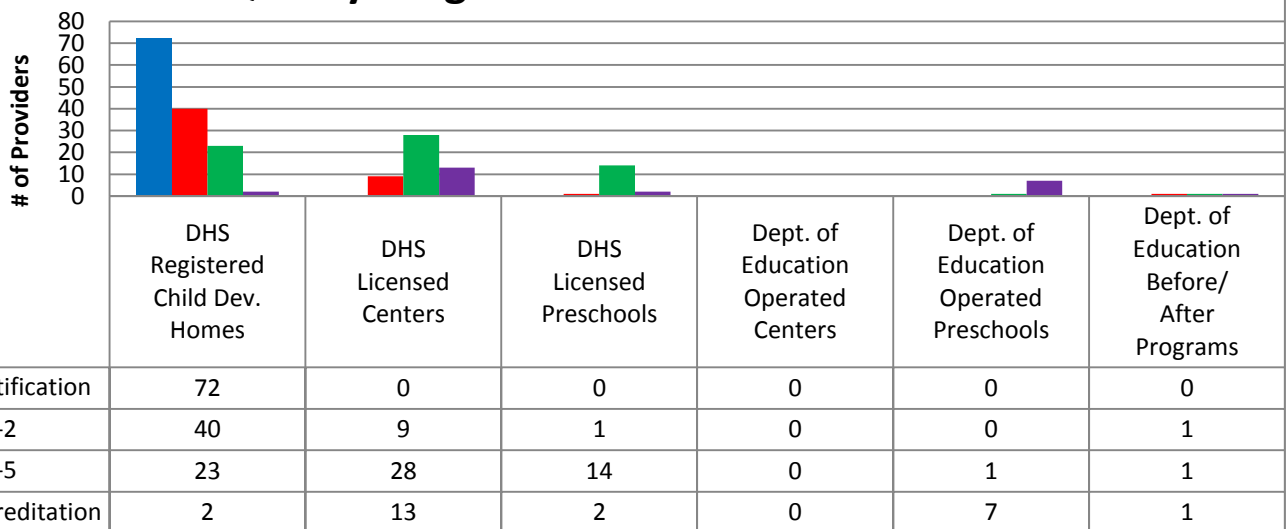
- 736 DHS Registered Child Development Homes
- 2 Dept. of Education Operated Centers
- 57 Dept. of Education Operated Preschools
- 53 Dept. of Education Before/After Programs
- 129 DHS Licensed Centers
- 43 DHS Licensed Preschools
- 629 Non-Registered Child Care Homes

## 34,307 Total SPACES listed with CCR&R

- 7,216 DHS Registered Child Development Homes
- 166 Dept. of Education Operated Centers
- 1,586 Dept. of Education Operated Preschools
- 6,558 Dept. of Education Before/After Programs
- 13,730 DHS Licensed Centers
- 1,906 DHS Licensed Preschools
- 3,145 Non-Registered Child Care Homes

\*School District Dept of Education programs are not licensed by DHS but meet Standards for Child Care adopted by the State Board of Education.

## Quality Programs for Providers



\* Programs may choose to participate in more than one quality measure. The number of QRS Providers changes monthly.

Go to <http://www.dhs.state.ia.us/iqrs/> for up-to-date information.

\*Centers, Preschools and Before/After school programs do not qualify for ChildNet Certification.

**For a family earning the median income of \$72,588 with an infant in child care they would pay:**

- 10% of their income before taxes, if their child was in a registered home
- 15% of their income before taxes, if their child was in a licensed center

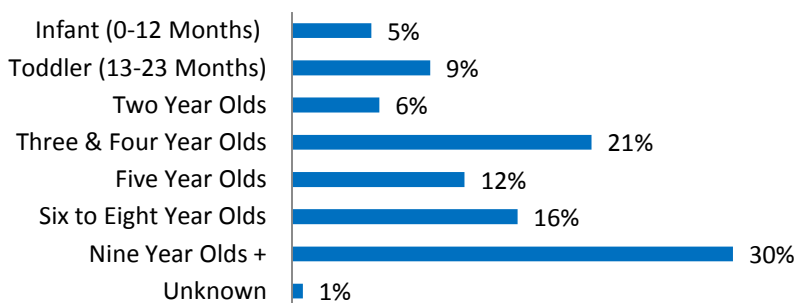
*Data source: State Library of Iowa, www.iowadatabase.org & the Iowa NACCRRAware database for this reporting year.*

**Out of 1,649 child care programs, 1,193 programs report they accept DHS Child Care Assistance funded children.**

Child Care Rates Average Per Week	Infant (0-12 Months)	Toddler (13-23 Months)	Two Year Olds	Three Year Olds	Four & Five Year Olds	Before & After School	Full Time School-Age
DHS Registered Child Development Homes	\$140.49	\$138.76	\$135.81	\$132.39	\$133.46	\$66.19	\$115.60
DHS Licensed Centers	\$204.86	\$205.17	\$181.47	\$171.93	\$168.29	\$87.35	\$139.91

*\* Providers may charge by the month, week, day or hour.*

### Percent of Requests for Child Care by Age



### Range of Preschool Tuition Rates per month - by age

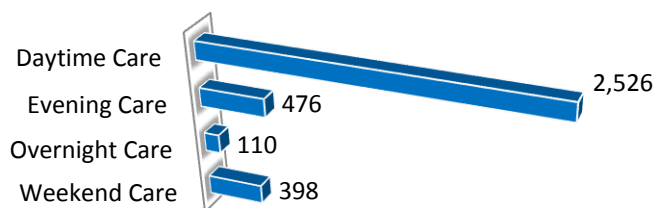
	Lowest	Highest
Three Yr Olds	\$80.00	\$360.00
Four Yr Olds +	\$80.00	\$360.00

*\*Preschool classes range from 1-5 days a week.*

*\*Free preschool programs are not included in the rate ranges above.*

**CCR&R referred 1,735 families with 2,579 children to child care providers.**

### Requests for Child Care by Type



*\*Families may request more than one type of care for their child(ren). Requests for Child Care data is from July 1, 2012 - June 30, 2013.*

*Data provided by Child Care Resource & Referral using NACCRRAware as of July 1, 2013 unless otherwise noted.*