

Muscatine County - July 2013

Total County Population	42,995
Children ages 0 through 5	3,722
Children ages 6 through 9	2,451
Children ages 10 through 12	1,924

Data source: Woods & Poole Population Estimates as of Dec 31, 2012.

Families with all parents working & children under age 6	74%
Median Family Income	\$63,304
Average Weekly Income	\$1,217

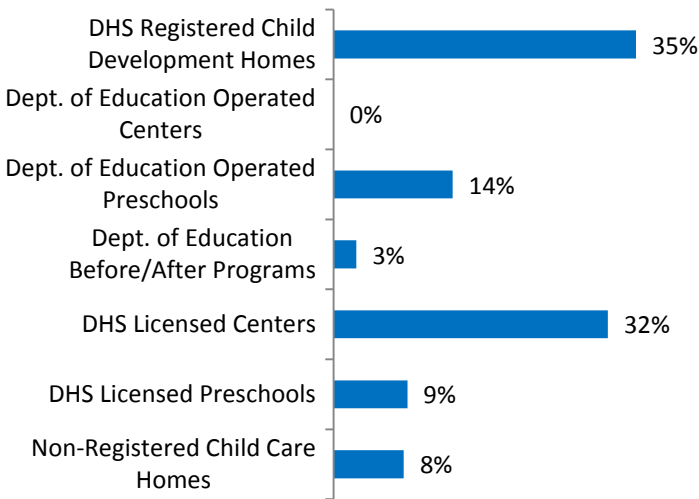
Data source: State Library of Iowa, www.iowadatatcenter.org



www.iowaccrr.org

1-877-216-8481

Percent of Program Spaces



CCR&R may not have all DOE programs listed since they are not regulated by DHS.

123 Total PROGRAMS listed with CCR&R

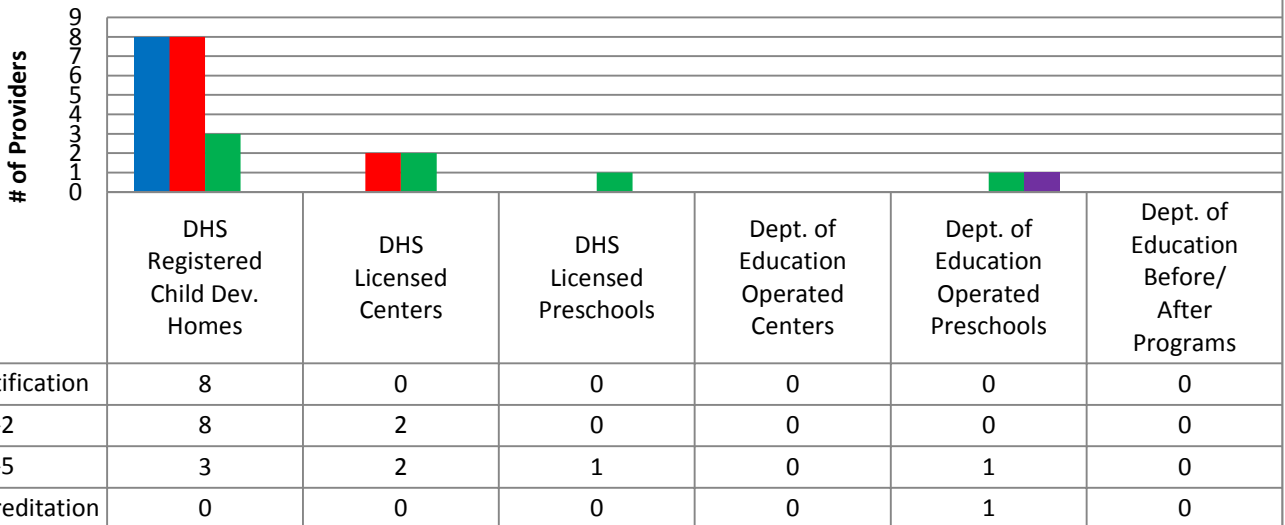
- 66 DHS Registered Child Development Homes
- 0 Dept. of Education Operated Centers
- 10 Dept. of Education Operated Preschools
- 1 Dept. of Education Before/After Programs
- 11 DHS Licensed Centers
- 4 DHS Licensed Preschools
- 31 Non-Registered Child Care Homes

1,905 Total SPACES listed with CCR&R

- 668 DHS Registered Child Development Homes
- 0 Dept. of Education Operated Centers
- 263 Dept. of Education Operated Preschools
- 50 Dept. of Education Before/After Programs
- 606 DHS Licensed Centers
- 163 DHS Licensed Preschools
- 155 Non-Registered Child Care Homes

*School District Dept of Education programs are not licensed by DHS but meet Standards for Child Care adopted by the State Board of Education.

Quality Programs for Providers



* Programs may choose to participate in more than one quality measure. The number of QRS Providers changes monthly.

Go to <http://www.dhs.state.ia.us/iqrs/> for up-to-date information.

*Centers, Preschools and Before/After school programs do not qualify for ChildNet Certification.

For a family earning the median income of \$63,304 with an infant in child care they would pay:

- 10% of their income before taxes, if their child was in a registered home
- 13% of their income before taxes, if their child was in a licensed center

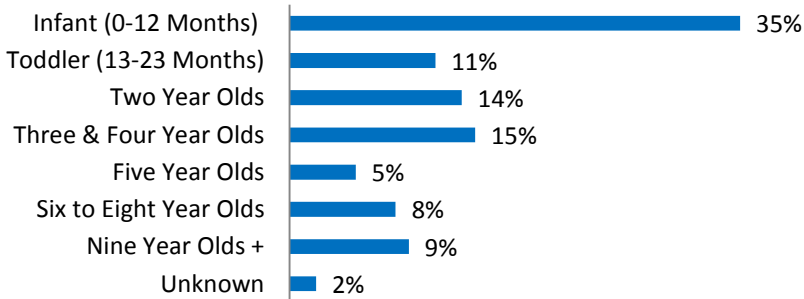
Data source: State Library of Iowa, www.iowadatabase.org & the Iowa NACCRRAware database for this reporting year.

Out of 123 child care programs, 99 programs report they accept DHS Child Care Assistance funded children.

Child Care Rates	Infant (0-12 Months)	Toddler (13-23 Months)	Two Year Olds	Three Year Olds	Four & Five Year Olds	Before & After School	Full Time School-Age
Average Per Week							
DHS Registered Child Development Homes	\$121.50	\$120.40	\$116.55	\$116.30	\$114.35	\$53.88	\$106.05
DHS Licensed Centers	\$157.33	\$157.33	\$149.00	\$140.50	\$139.25	\$54.25	\$89.00

** Providers may charge by the month, week, day or hour.*

Percent of Requests for Child Care by Age



Range of Preschool Tuition Rates per month - by age

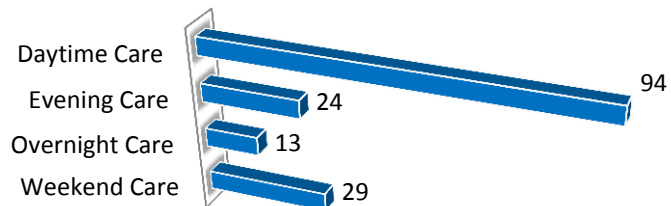
	Lowest	Highest
Three Yr Olds	\$68.00	\$85.00
Four Yr Olds +	\$90.00	\$95.00

**Preschool classes range from 1-5 days a week.*

**Free preschool programs are not included in the rate ranges above.*

CCR&R referred 68 families with 96 children to child care providers.

Requests for Child Care by Type



**Families may request more than one type of care for their child(ren).*

Requests for Child Care data is from July 1, 2012 - June 30, 2013.

Data provided by Child Care Resource & Referral using NACCRRAware as of July 1, 2013 unless otherwise noted.