

Monona County - July 2013

| | |
|-----------------------------|-------|
| Total County Population | 9,231 |
| Children ages 0 through 5 | 579 |
| Children ages 6 through 9 | 483 |
| Children ages 10 through 12 | 346 |

Data source: Woods & Poole Population Estimates as of Dec 31, 2012.

| | |
|--|-----|
| Families with all parents working & children under age 6 | 79% |
|--|-----|

| | |
|----------------------|----------|
| Median Family Income | \$54,037 |
|----------------------|----------|

| | |
|-----------------------|---------|
| Average Weekly Income | \$1,039 |
|-----------------------|---------|

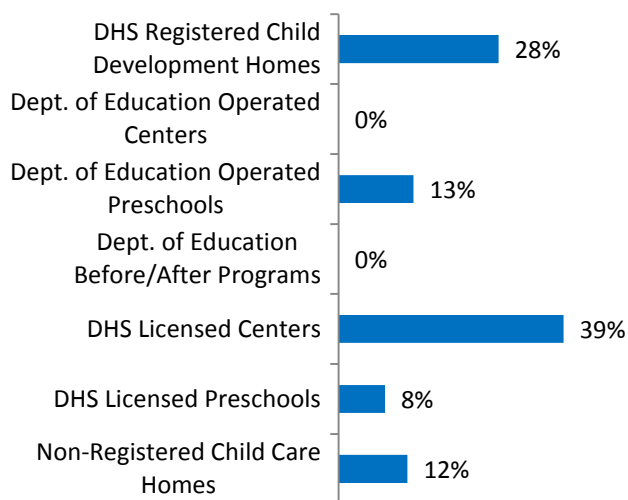
Data source: State Library of Iowa, www.iowadatatcenter.org



www.iowaccrr.org

1-877-216-8481

Percent of Program Spaces



CCR&R may not have all DOE programs listed since they are not regulated by DHS.

28 Total PROGRAMS listed with CCR&R

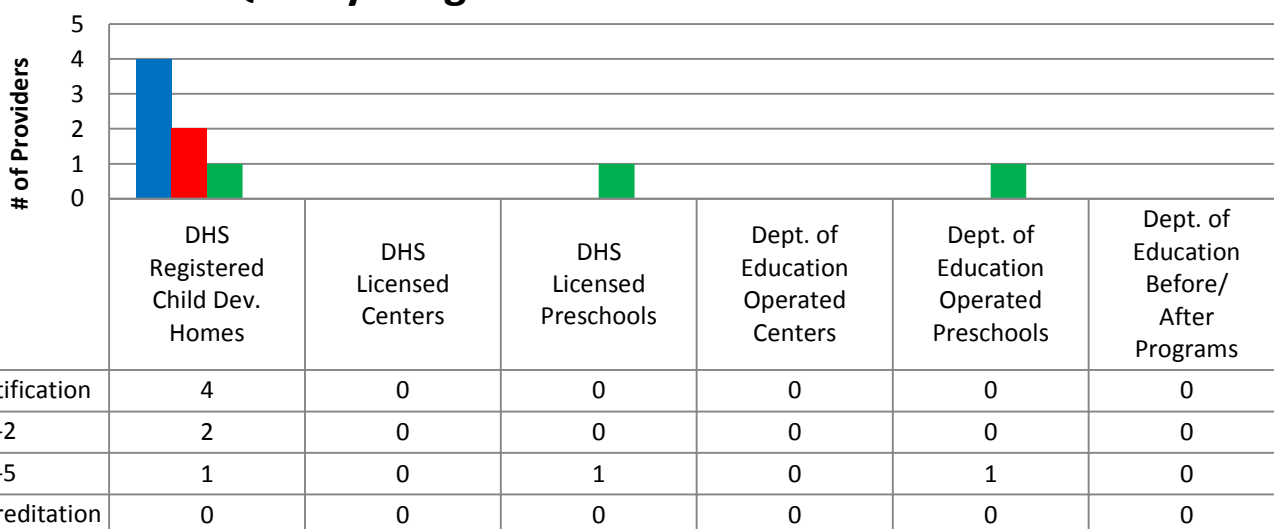
- 11 DHS Registered Child Development Homes
- 0 Dept. of Education Operated Centers
- 2 Dept. of Education Operated Preschools
- 0 Dept. of Education Before/After Programs
- 2 DHS Licensed Centers
- 2 DHS Licensed Preschools
- 11 Non-Registered Child Care Homes

460 Total SPACES listed with CCR&R

- 128 DHS Registered Child Development Homes
- 0 Dept. of Education Operated Centers
- 60 Dept. of Education Operated Preschools
- 0 Dept. of Education Before/After Programs
- 180 DHS Licensed Centers
- 37 DHS Licensed Preschools
- 55 Non-Registered Child Care Homes

*School District Dept of Education programs are not licensed by DHS but meet Standards for Child Care adopted by the State Board of Education.

Quality Programs for Providers



* Programs may choose to participate in more than one quality measure. The number of QRS Providers changes monthly.

Go to <http://www.dhs.state.ia.us/iqrs/> for up-to-date information.

*Centers, Preschools and Before/After school programs do not qualify for ChildNet Certification.

For a family earning the median income of \$54,037 with an infant in child care they would pay:

- 11% of their income before taxes, if their child was in a registered home
- 13% of their income before taxes, if their child was in a licensed center

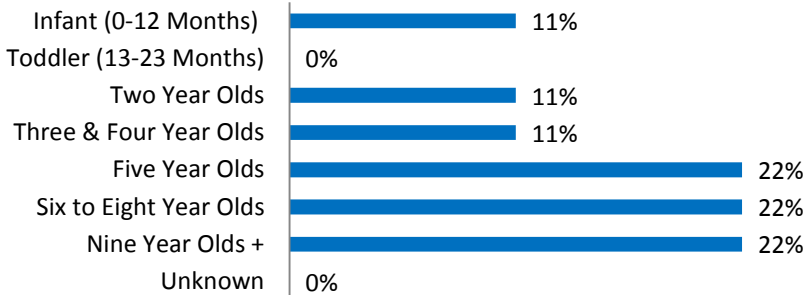
Data source: State Library of Iowa, www.iowadatatcenter.org & the Iowa NACCRRAware database for this reporting year.

Out of 28 child care programs, 23 programs report they accept DHS Child Care Assistance funded children.

| Child Care Rates Average Per Week | Infant (0-12 Months) | Toddler (13-23 Months) | Two Year Olds | Three Year Olds | Four & Five Year Olds | Before & After School | Full Time School-Age |
|--|----------------------|------------------------|---------------|-----------------|-----------------------|-----------------------|----------------------|
| DHS Registered Child Development Homes | \$116.98 | \$116.46 | \$115.33 | \$115.33 | \$115.33 | \$62.83 | \$115.33 |
| DHS Licensed Centers | \$130.50 | \$128.25 | \$123.75 | \$123.75 | \$123.75 | \$48.00 | \$108.00 |

** Providers may charge by the month, week, day or hour.*

Percent of Requests for Child Care by Age



Range of Preschool Tuition Rates per month - by age

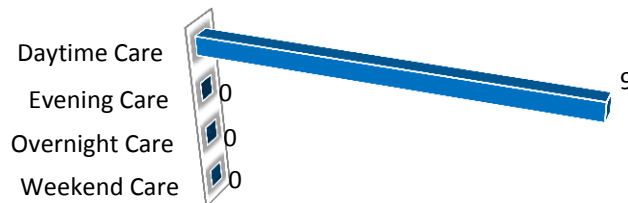
| | Lowest | Highest |
|----------------|---------|---------|
| Three Yr Olds | \$17.00 | \$17.00 |
| Four Yr Olds + | \$40.00 | \$40.00 |

**Preschool classes range from 1-5 days a week.*

**Free preschool programs are not included in the rate ranges above.*

CCR&R referred 4 families with 9 children to child care providers.

Requests for Child Care by Type



**Families may request more than one type of care for their child(ren).*

Requests for Child Care data is from July 1, 2012 - June 30, 2013.

Data provided by Child Care Resource & Referral using NACCRRAware as of July 1, 2013 unless otherwise noted.