

Linn County - July 2013

Total County Population	215,701
Children ages 0 through 5	17,222
Children ages 6 through 9	11,632
Children ages 10 through 12	9,147

Data source: Woods & Poole Population Estimates as of Dec 31, 2012.

Families with all parents working & children under age 6	78%
Median Family Income	\$72,255
Average Weekly Income	\$1,390

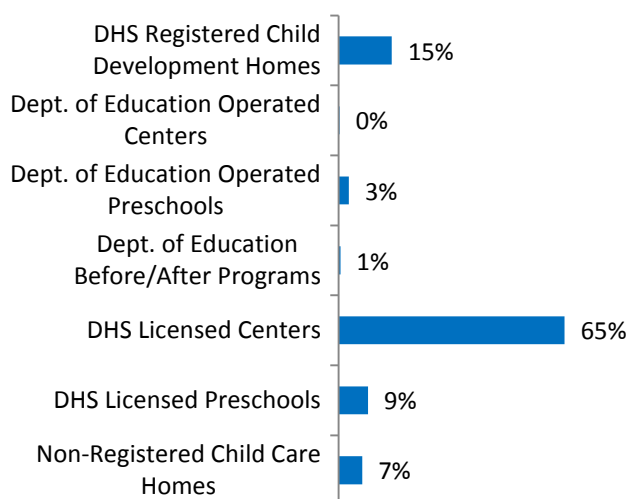
Data source: State Library of Iowa, www.iowadatecenter.org



www.iowaccrr.org

1-877-216-8481

Percent of Program Spaces



CCR&R may not have all DOE programs listed since they are not regulated by DHS.

500 Total PROGRAMS listed with CCR&R

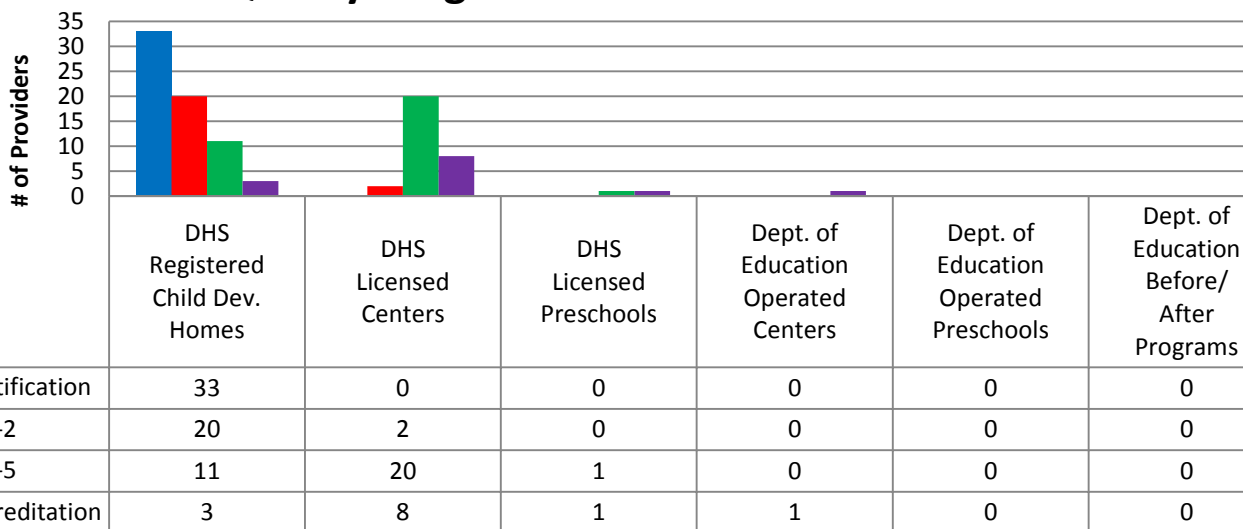
- 189 DHS Registered Child Development Homes
 - 2 Dept. of Education Operated Centers
 - 6 Dept. of Education Operated Preschools
 - 2 Dept. of Education Before/After Programs
- 104 DHS Licensed Centers
- 21 DHS Licensed Preschools
- 176 Non-Registered Child Care Homes

12,897 Total SPACES listed with CCR&R

- 1,988 DHS Registered Child Development Homes
 - 36 Dept. of Education Operated Centers
 - 384 Dept. of Education Operated Preschools
 - 65 Dept. of Education Before/After Programs
- 8,447 DHS Licensed Centers
- 1,097 DHS Licensed Preschools
- 880 Non-Registered Child Care Homes

*School District Dept of Education programs are not licensed by DHS but meet Standards for Child Care adopted by the State Board of Education.

Quality Programs for Providers



* Programs may choose to participate in more than one quality measure. The number of QRS Providers changes monthly.

Go to <http://www.dhs.state.ia.us/iqrs/> for up-to-date information.

*Centers, Preschools and Before/After school programs do not qualify for ChildNet Certification.

For a family earning the median income of \$72,255 with an infant in child care they would pay:

- 9% of their income before taxes, if their child was in a registered home
- 13% of their income before taxes, if their child was in a licensed center

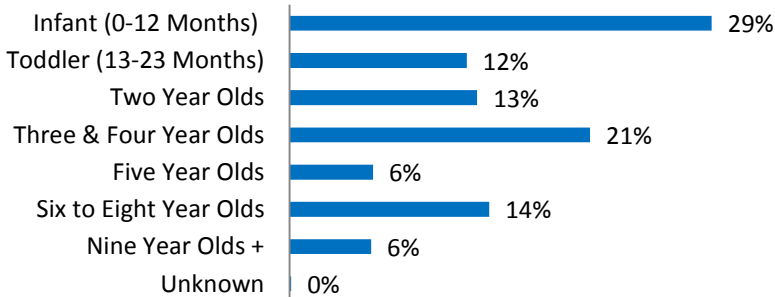
Data source: State Library of Iowa, www.iowadatabase.org & the Iowa NACCRRAware database for this reporting year.

Out of 500 child care programs, 419 programs report they accept DHS Child Care Assistance funded children.

Child Care Rates	Infant (0-12 Months)	Toddler (13-23 Months)	Two Year Olds	Three Year Olds	Four & Five Year Olds	Before & After School	Full Time School-Age
Average Per Week							
DHS Registered Child Development Homes	\$129.91	\$128.44	\$124.55	\$123.02	\$122.37	\$59.23	\$116.99
DHS Licensed Centers	\$178.98	\$177.54	\$157.23	\$147.65	\$133.66	\$76.16	\$134.31

* Providers may charge by the month, week, day or hour.

Percent of Requests for Child Care by Age



Range of Preschool Tuition Rates per month - by age

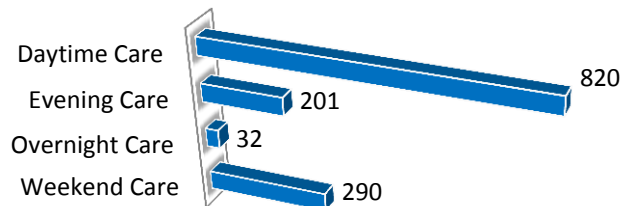
	Lowest	Highest
Three Yr Olds	\$80.00	\$405.00
Four Yr Olds +	\$95.00	\$405.00

*Preschool classes range from 1-5 days a week.

*Free preschool programs are not included in the rate ranges above.

CCR&R referred 574 families with 837 children to child care providers.

Requests for Child Care by Type



*Families may request more than one type of care for their child(ren).

Requests for Child Care data is from July 1, 2012 - June 30, 2013.

Data provided by Child Care Resource & Referral using NACCRRAware as of July 1, 2013 unless otherwise noted.

Linn County