

# Johnson County - July 2013

Total County Population	134,885
Children ages 0 through 5	9,823
Children ages 6 through 9	5,883
Children ages 10 through 12	4,238

Data source: Woods & Poole Population Estimates as of Dec 31, 2012.

Families with all parents working & children under age 6	69%
Median Family Income	\$77,348
Average Weekly Income	\$1,487

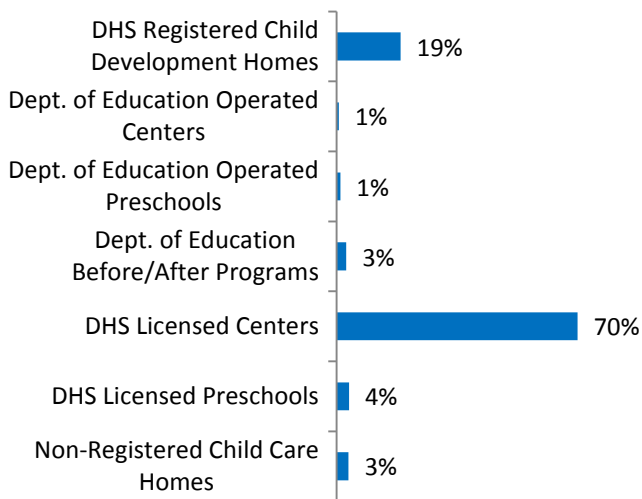
Data source: State Library of Iowa, www.iowadatecenter.org



www.iowaccrr.org

1-877-216-8481

## Percent of Program Spaces



CCR&R may not have all DOE programs listed since they are not regulated by DHS.

## 267 Total PROGRAMS listed with CCR&R

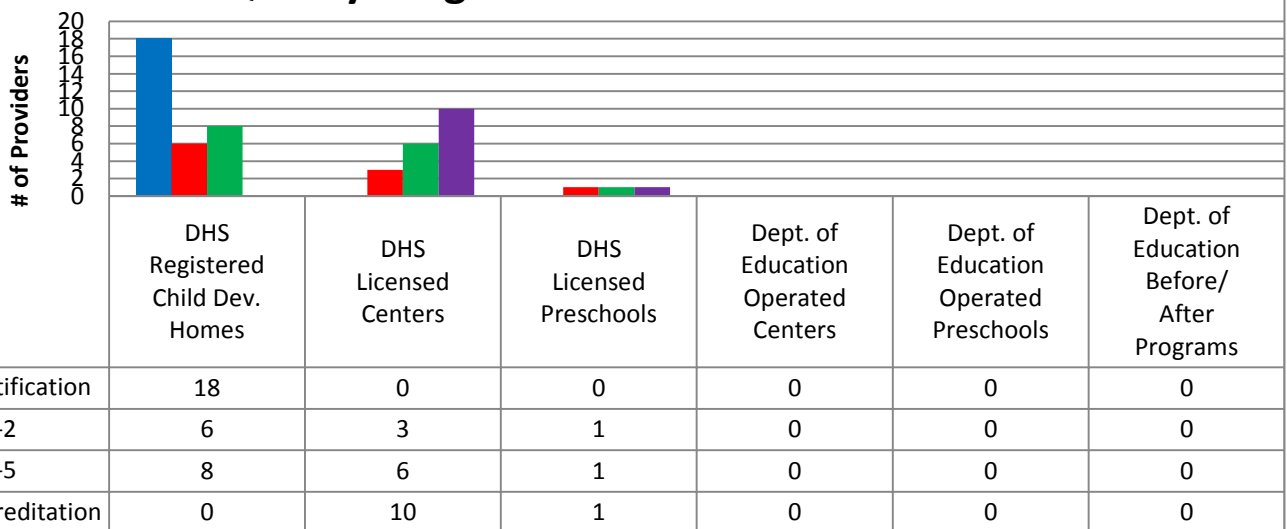
- 129 DHS Registered Child Development Homes
  - 1 Dept. of Education Operated Centers
  - 2 Dept. of Education Operated Preschools
  - 4 Dept. of Education Before/After Programs
- 71 DHS Licensed Centers
  - 9 DHS Licensed Preschools
- 51 Non-Registered Child Care Homes

## 7,387 Total SPACES listed with CCR&R

- 1,372 DHS Registered Child Development Homes
  - 50 Dept. of Education Operated Centers
  - 79 Dept. of Education Operated Preschools
- 205 Dept. of Education Before/After Programs
- 5,162 DHS Licensed Centers
  - 264 DHS Licensed Preschools
- 255 Non-Registered Child Care Homes

\*School District Dept of Education programs are not licensed by DHS but meet Standards for Child Care adopted by the State Board of Education.

## Quality Programs for Providers



\* Programs may choose to participate in more than one quality measure. The number of QRS Providers changes monthly.

Go to <http://www.dhs.state.ia.us/iqrs/> for up-to-date information.

\*Centers, Preschools and Before/After school programs do not qualify for ChildNet Certification.

**For a family earning the median income of \$77,348 with an infant in child care they would pay:**

- 10% of their income before taxes, if their child was in a registered home
- 14% of their income before taxes, if their child was in a licensed center

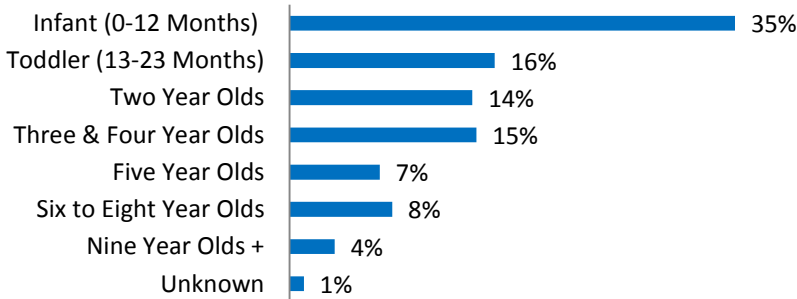
Data source: State Library of Iowa, www.iowadatabase.org & the Iowa NACCRRAware database for this reporting year.

**Out of 267 child care programs, 202 programs report they accept DHS Child Care Assistance funded children.**

Child Care Rates	Infant (0-12 Months)	Toddler (13-23 Months)	Two Year Olds	Three Year Olds	Four & Five Year Olds	Before & After School	Full Time School-Age
Average Per Week							
DHS Registered Child Development Homes	\$146.56	\$146.30	\$144.86	\$144.21	\$142.90	\$59.17	\$134.92
DHS Licensed Centers	\$206.98	\$203.89	\$187.50	\$172.69	\$169.76	\$63.90	\$149.07

\* Providers may charge by the month, week, day or hour.

### Percent of Requests for Child Care by Age



### Range of Preschool Tuition Rates per month - by age

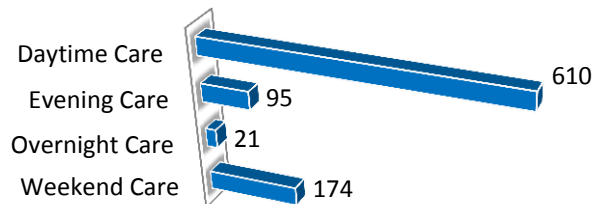
	Lowest	Highest
Three Yr Olds	\$90.00	\$420.00
Four Yr Olds +	\$115.00	\$420.00

\*Preschool classes range from 1-5 days a week.

\*Free preschool programs are not included in the rate ranges above.

**CCR&R referred 460 families with 620 children to child care providers.**

### Requests for Child Care by Type



\*Families may request more than one type of care for their child(ren).

Requests for Child Care data is from July 1, 2012 - June 30, 2013.

Data provided by Child Care Resource & Referral using NACCRRAware as of July 1, 2013 unless otherwise noted.