

Henry County - July 2013

Total County Population	20,269
Children ages 0 through 5	1,403
Children ages 6 through 9	983
Children ages 10 through 12	794

Data source: Woods & Poole Population Estimates as of Dec 31, 2012.

Families with all parents working & children under age 6	63%
Median Family Income	\$55,167
Average Weekly Income	\$1,061

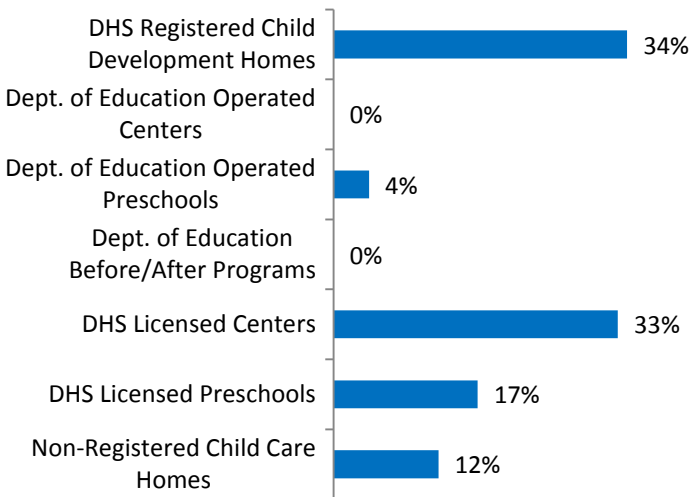
Data source: State Library of Iowa, www.iowadatatcenter.org



www.iowaccrr.org

1-877-216-8481

Percent of Program Spaces



CCR&R may not have all DOE programs listed since they are not regulated by DHS.

45 Total PROGRAMS listed with CCR&R

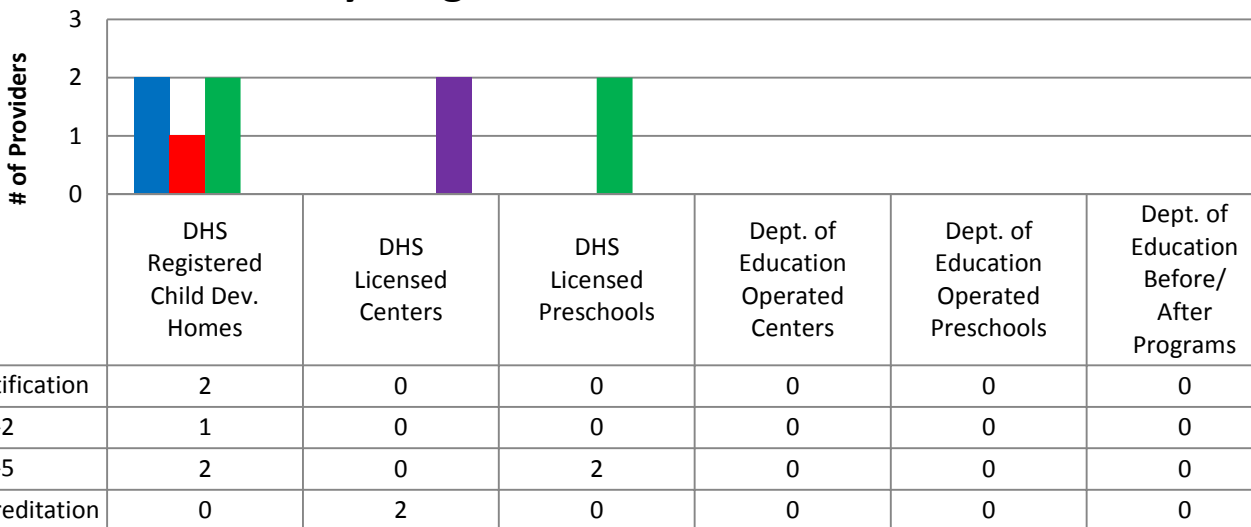
- 20 DHS Registered Child Development Homes
- 0 Dept. of Education Operated Centers
- 1 Dept. of Education Operated Preschools
- 0 Dept. of Education Before/After Programs
- 4 DHS Licensed Centers
- 4 DHS Licensed Preschools
- 16 Non-Registered Child Care Homes

658 Total SPACES listed with CCR&R

- 224 DHS Registered Child Development Homes
- 0 Dept. of Education Operated Centers
- 27 Dept. of Education Operated Preschools
- 0 Dept. of Education Before/After Programs
- 217 DHS Licensed Centers
- 110 DHS Licensed Preschools
- 80 Non-Registered Child Care Homes

*School District Dept of Education programs are not licensed by DHS but meet Standards for Child Care adopted by the State Board of Education.

Quality Programs for Providers



* Programs may choose to participate in more than one quality measure. The number of QRS Providers changes monthly.

Go to <http://www.dhs.state.ia.us/iqrs/> for up-to-date information.

*Centers, Preschools and Before/After school programs do not qualify for ChildNet Certification.

For a family earning the median income of \$55,167 with an infant in child care they would pay:

- 12% of their income before taxes, if their child was in a registered home
- 16% of their income before taxes, if their child was in a licensed center

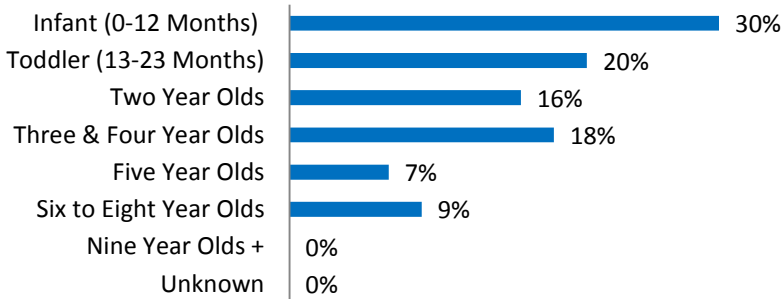
Data source: State Library of Iowa, www.iowadatabase.org & the Iowa NACCRRAware database for this reporting year.

Out of 45 child care programs, 38 programs report they accept DHS Child Care Assistance funded children.

Child Care Rates	Infant (0-12 Months)	Toddler (13-23 Months)	Two Year Olds	Three Year Olds	Four & Five Year Olds	Before & After School	Full Time School-Age
Average Per Week							
DHS Registered Child Development Homes	\$130.05	\$130.05	\$128.70	\$126.90	\$126.90	\$45.00	\$136.80
DHS Licensed Centers	\$175.00	\$165.00	\$155.00	\$145.00	\$135.00	\$50.00	\$100.00

** Providers may charge by the month, week, day or hour.*

Percent of Requests for Child Care by Age



Range of Preschool Tuition Rates per month - by age

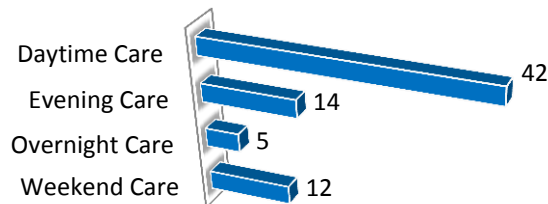
	Lowest	Highest
Three Yr Olds	\$80.00	\$85.00
Four Yr Olds +	\$75.00	\$110.00

**Preschool classes range from 1-5 days a week.*

**Free preschool programs are not included in the rate ranges above.*

CCR&R referred 33 families with 44 children to child care providers.

Requests for Child Care by Type



**Families may request more than one type of care for their child(ren).*

Requests for Child Care data is from July 1, 2012 - June 30, 2013.

Data provided by Child Care Resource & Referral using NACCRRAware as of July 1, 2013 unless otherwise noted.