

# Sac County - July 2013

Total County Population	10,240
Children ages 0 through 5	692
Children ages 6 through 9	509
Children ages 10 through 12	381

Data source: Woods & Poole Population Estimates as of Dec 31, 2012.

Families with all parents working & children under age 6	79%
Median Family Income	\$57,379
Average Weekly Income	\$1,103

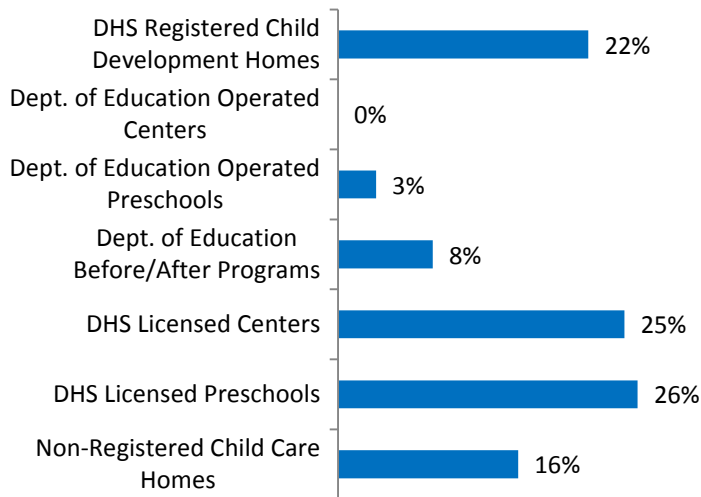
Data source: State Library of Iowa, www.iowadatecenter.org



www.iowaccrr.org

1-877-216-8481

## Percent of Program Spaces



CCR&R may not have all DOE programs listed since they are not regulated by DHS.

## 42 Total PROGRAMS listed with CCR&R

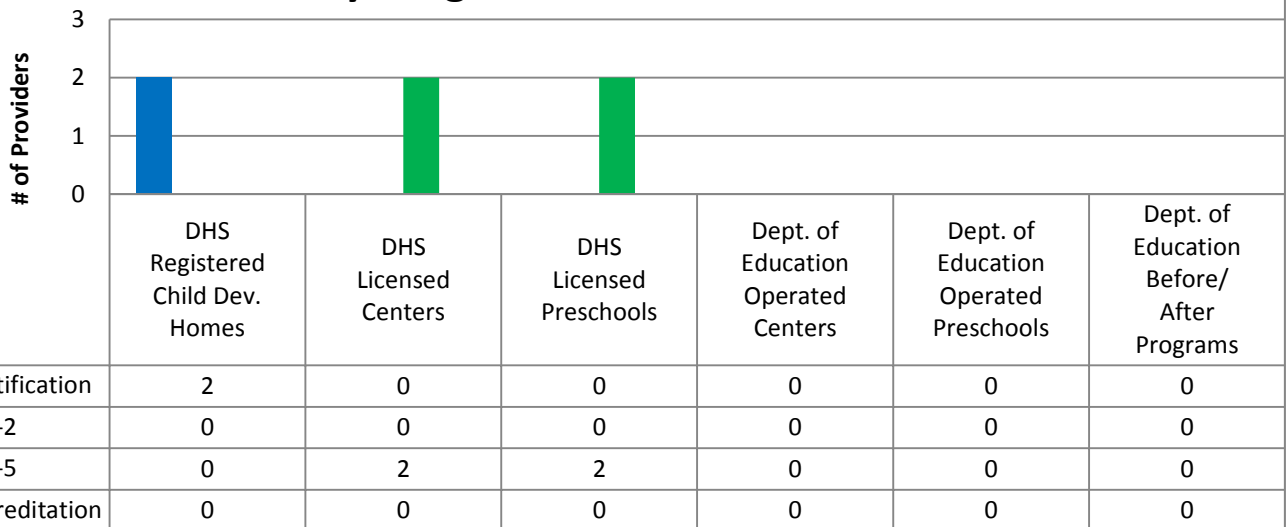
- 13 DHS Registered Child Development Homes
- 0 Dept. of Education Operated Centers
- 1 Dept. of Education Operated Preschools
- 1 Dept. of Education Before/After Programs
- 2 DHS Licensed Centers
- 6 DHS Licensed Preschools
- 19 Non-Registered Child Care Homes

## 606 Total SPACES listed with CCR&R

- 132 DHS Registered Child Development Homes
- 0 Dept. of Education Operated Centers
- 20 Dept. of Education Operated Preschools
- 50 Dept. of Education Before/After Programs
- 151 DHS Licensed Centers
- 158 DHS Licensed Preschools
- 95 Non-Registered Child Care Homes

\*School District Dept of Education programs are not licensed by DHS but meet Standards for Child Care adopted by the State Board of Education.

## Quality Programs for Providers



\* Programs may choose to participate in more than one quality measure. The number of QRS Providers changes monthly.

Go to <http://www.dhs.state.ia.us/iqrs/> for up-to-date information.

\*Centers, Preschools and Before/After school programs do not qualify for ChildNet Certification.

**For a family earning the median income of \$57,379 with an infant in child care they would pay:**

- 10% of their income before taxes, if their child was in a registered home
- 12% of their income before taxes, if their child was in a licensed center

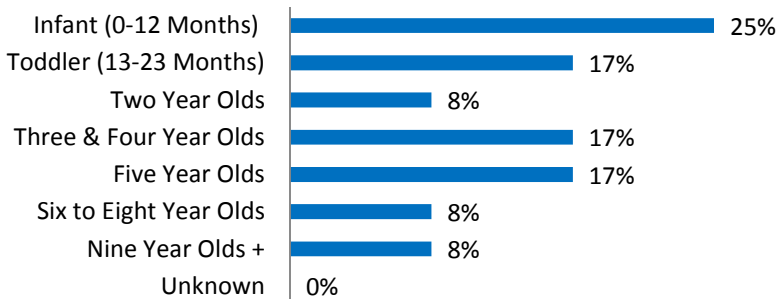
Data source: State Library of Iowa, [www.iowadatacenter.org](http://www.iowadatacenter.org) & the Iowa NACCRRAware database for this reporting year.

**Out of 42 child care programs, 31 programs report they accept DHS Child Care Assistance funded children.**

Child Care Rates Average Per Week	Infant (0-12 Months)	Toddler (13-23 Months)	Two Year Olds	Three Year Olds	Four & Five Year Olds	Before & After School	Full Time School-Age
DHS Registered Child Development Homes	\$104.85	\$104.85	\$101.25	\$101.25	\$101.25	\$45.00	\$101.25
DHS Licensed Centers	\$135.00	\$135.00	\$126.00	\$126.00	\$126.00	\$56.00	\$114.75

\* Providers may charge by the month, week, day or hour.

### Percent of Requests for Child Care by Age



### Range of Preschool Tuition Rates per month - by age

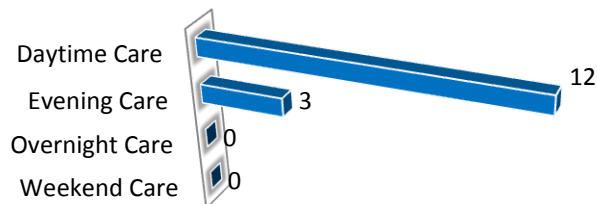
	Lowest	Highest
Three Yr Olds	\$40.00	\$155.00
Four Yr Olds +	\$40.00	\$155.00

\*Preschool classes range from 1-5 days a week.

\*Free preschool programs are not included in the rate ranges above.

**CCR&R referred 8 families with 12 children to child care providers.**

### Requests for Child Care by Type



\*Families may request more than one type of care for their child(ren).  
Requests for Child Care data is from July 1, 2012 - June 30, 2013.

Data provided by Child Care Resource & Referral using NACCRRAware as of July 1, 2013 unless otherwise noted.