

Region 1 Northwest Iowa- July 2013

Total Region Population	432,218
Children ages 0 through 5	34,591
Children ages 6 through 9	23,653
Children ages 10 through 12	17,437

Data source: Woods & Poole Population Estimates as of Dec 31, 2012.

Families with all parents working & children under age 6	77%
Median Family Income	\$59,513
Average Weekly Income	\$1,144

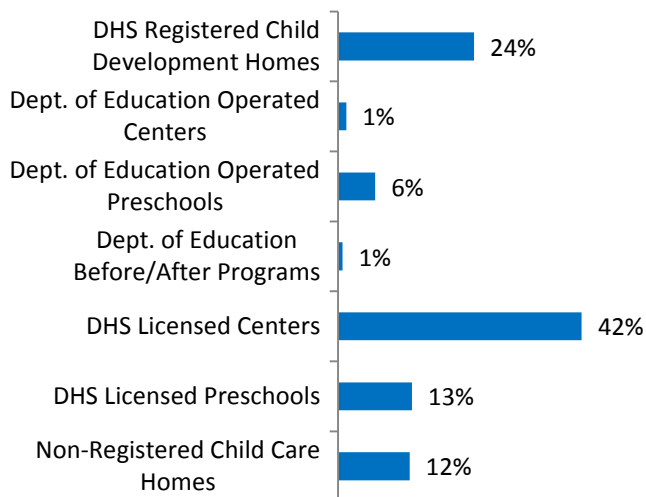
Data source: State Library of Iowa, www.iowadatatcenter.org



www.iowaccrr.org

1-877-216-8481

Percent of Program Spaces



CCR&R may not have all DOE programs listed since they are not regulated by DHS.

1,537 Total PROGRAMS listed with CCR&R

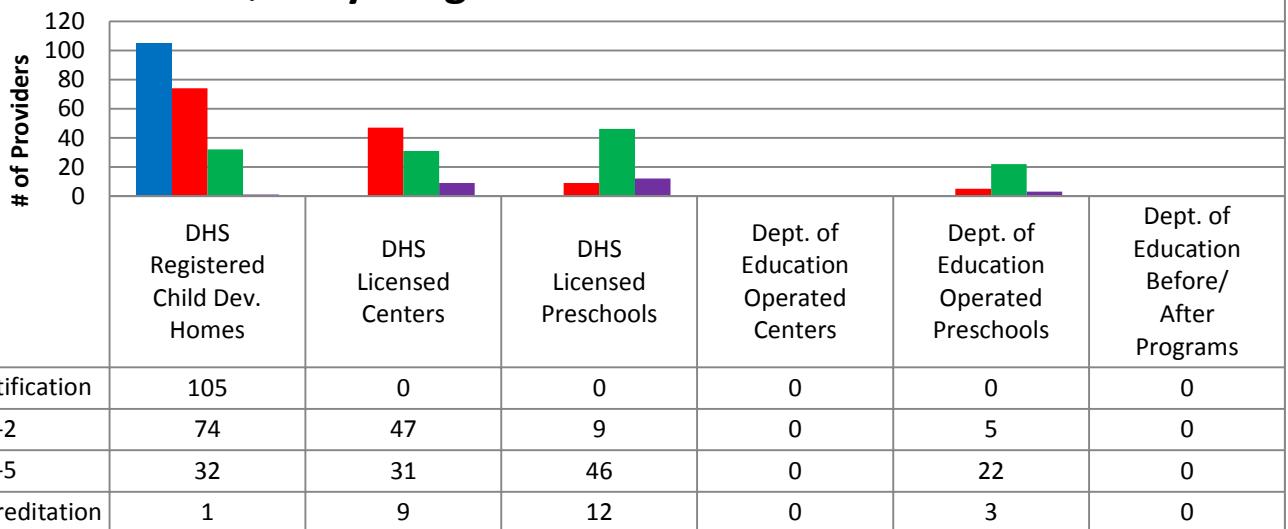
- 549 DHS Registered Child Development Homes
- 5 Dept. of Education Operated Centers
- 69 Dept. of Education Operated Preschools
- 4 Dept. of Education Before/After Programs
- 137 DHS Licensed Centers
- 122 DHS Licensed Preschools
- 651 Non-Registered Child Care Homes

26,157 Total SPACES listed with CCR&R

- 6,188 DHS Registered Child Development Homes
- 373 Dept. of Education Operated Centers
- 1,691 Dept. of Education Operated Preschools
- 200 Dept. of Education Before/After Programs
- 11,089 DHS Licensed Centers
- 3,361 DHS Licensed Preschools
- 3,255 Non-Registered Child Care Homes

*School District Dept of Education programs are not licensed by DHS but meet Standards for Child Care adopted by the State Board of Education.

Quality Programs for Providers



* Programs may choose to participate in more than one quality measure. The number of QRS Providers changes monthly.

Go to <http://www.dhs.state.ia.us/iqrs/> for up-to-date information.

*Centers, Preschools and Before/After school programs do not qualify for ChildNet Certification.

For a family earning the median income of \$59,513 with an infant in child care they would pay:

- 10% of their income before taxes, if their child was in a registered home
- 12% of their income before taxes, if their child was in a licensed center

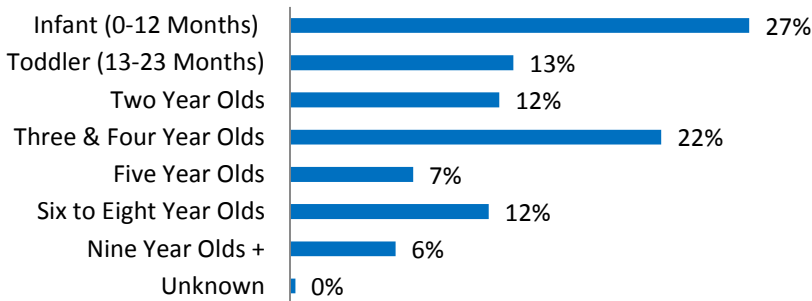
Data source: State Library of Iowa, www.iowadatabase.org & the Iowa NACCRRAware database for this reporting year.

Out of 1537 child care programs, 1135 programs report they accept DHS Child Care Assistance funded children.

Child Care Rates	Infant (0-12 Months)	Toddler (13-23 Months)	Two Year Olds	Three Year Olds	Four & Five Year Olds	Before & After School	Full Time School-Age
Average Per Week							
DHS Registered Child Development Homes	\$118.35	\$117.45	\$115.20	\$115.20	\$114.75	\$51.00	\$113.40
DHS Licensed Centers	\$135.45	\$135.90	\$126.90	\$124.65	\$122.85	\$54.60	\$120.15

** Providers may charge by the month, week, day or hour.*

Percent of Requests for Child Care by Age



Range of Preschool Tuition Rates per month - by age

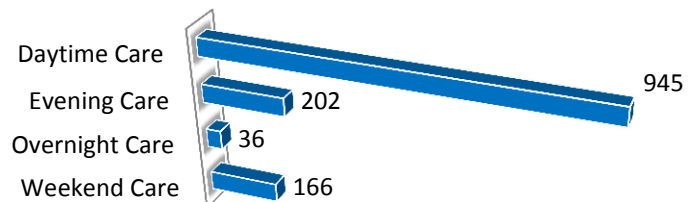
	Lowest	Highest
Three Yr Olds	\$25.00	\$220.00
Four Yr Olds +	\$40.00	\$350.00

**Preschool classes range from 1-5 days a week.*

**Free preschool programs are not included in the rate ranges above.*

CCR&R referred 624 families with 964 children to child care providers.

Requests for Child Care by Type



**Families may request more than one type of care for their child(ren). Requests for Child Care data is from July 1, 2012 - June 30, 2013.*

Data provided by Child Care Resource & Referral using NACCRRAware as of July 1, 2013 unless otherwise noted.