

Plymouth County- July 2013

Total County Population	24,879
Children ages 0 through 5	1,914
Children ages 6 through 9	1,404
Children ages 10 through 12	1,078

Data source: Woods & Poole Population Estimates as of Dec 31, 2012.

Families with all parents working & children under age 6	87%
Median Family Income	\$70,737
Average Weekly Income	\$1,360

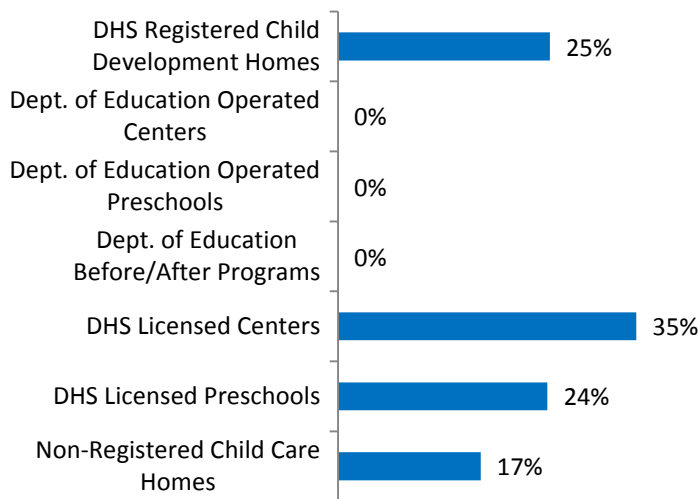
Data source: State Library of Iowa, www.iowadatecenter.org



www.iowaccrr.org

1-877-216-8481

Percent of Program Spaces



CCR&R may not have all DOE programs listed since they are not regulated by DHS.

73 Total PROGRAMS listed with CCR&R

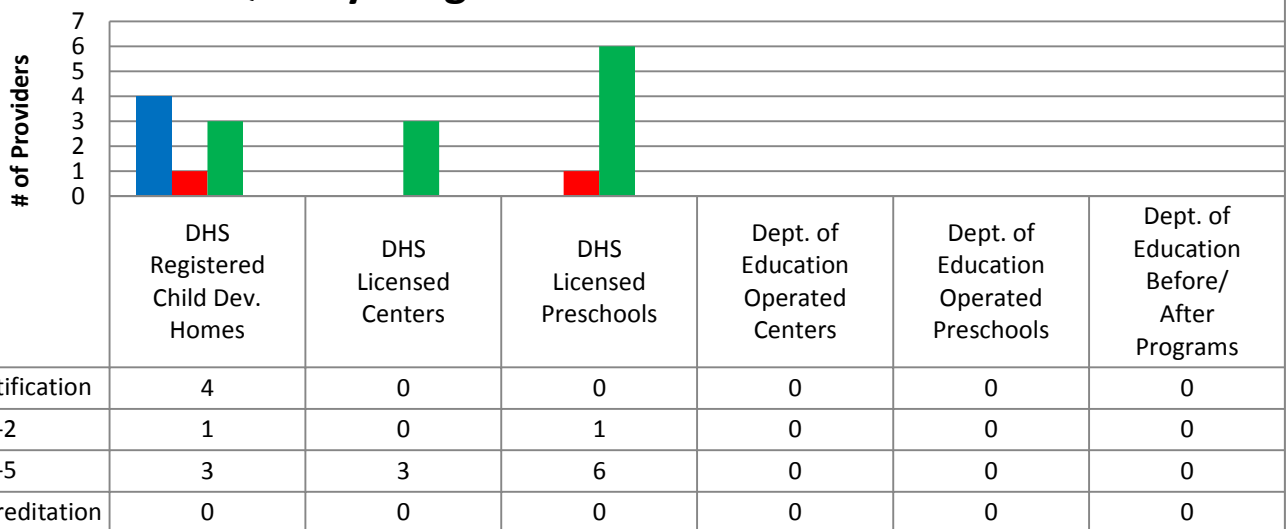
- 23 DHS Registered Child Development Homes
- 0 Dept. of Education Operated Centers
- 0 Dept. of Education Operated Preschools
- 0 Dept. of Education Before/After Programs
- 6 DHS Licensed Centers
- 9 DHS Licensed Preschools
- 35 Non-Registered Child Care Homes

1,058 Total SPACES listed with CCR&R

- 260 DHS Registered Child Development Homes
- 0 Dept. of Education Operated Centers
- 0 Dept. of Education Operated Preschools
- 0 Dept. of Education Before/After Programs
- 366 DHS Licensed Centers
- 257 DHS Licensed Preschools
- 175 Non-Registered Child Care Homes

*School District Dept of Education programs are not licensed by DHS but meet Standards for Child Care adopted by the State Board of Education.

Quality Programs for Providers



* Programs may choose to participate in more than one quality measure. The number of QRS Providers changes monthly.

Go to <http://www.dhs.state.ia.us/iqrs/> for up-to-date information.

*Centers, Preschools and Before/After school programs do not qualify for ChildNet Certification.

For a family earning the median income of \$70,737 with an infant in child care they would pay:

- 8% of their income before taxes, if their child was in a registered home
- 10% of their income before taxes, if their child was in a licensed center

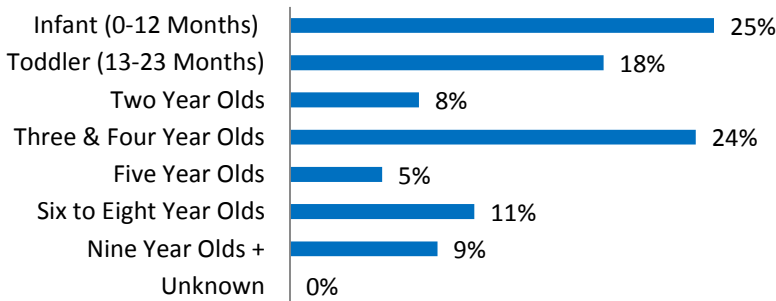
Data source: State Library of Iowa, www.iowadatacenter.org & the Iowa NACCRRAware database for this reporting year.

Out of 73 child care programs, 54 programs report they accept DHS Child Care Assistance funded children.

Child Care Rates	Infant (0-12 Months)	Toddler (13-23 Months)	Two Year Olds	Three Year Olds	Four & Five Year Olds	Before & After School	Full Time School-Age
Average Per Week							
DHS Registered Child Development Homes	\$112.05	\$111.15	\$108.45	\$108.45	\$109.35	\$48.60	\$108.00
DHS Licensed Centers	\$139.00	\$135.63	\$124.75	\$124.75	\$124.75	\$55.40	\$112.63

** Providers may charge by the month, week, day or hour.*

Percent of Requests for Child Care by Age



Range of Preschool Tuition Rates per month - by age

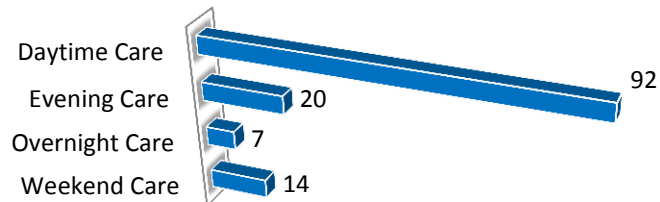
	Lowest	Highest
Three Yr Olds	\$68.00	\$170.00
Four Yr Olds +	\$68.00	\$170.00

**Preschool classes range from 1-5 days a week.*

**Free preschool programs are not included in the rate ranges above.*

CCR&R referred 63 families with 92 children to child care providers.

Requests for Child Care by Type



**Families may request more than one type of care for their child(ren). Requests for Child Care data is from July 1, 2012 - June 30, 2013.*

Data provided by Child Care Resource & Referral using NACCRRAware as of July 1, 2013 unless otherwise noted.