

# Kossuth County - July 2013

|                             |        |
|-----------------------------|--------|
| Total County Population     | 15,309 |
| Children ages 0 through 5   | 1,036  |
| Children ages 6 through 9   | 765    |
| Children ages 10 through 12 | 577    |

Data source: Woods & Poole Population Estimates as of Dec 31, 2012.

|  |          |
|--|----------|
| Families with all parents working & children under age 6 | 70%      |
| Median Family Income                                     | \$62,851 |
| Average Weekly Income                                    | \$1,209  |

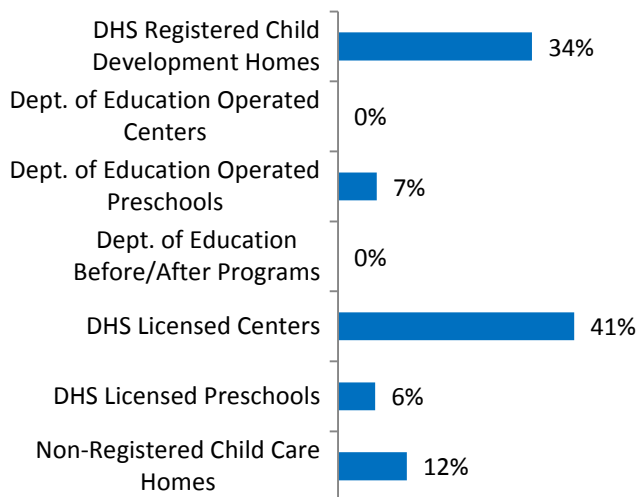
Data source: State Library of Iowa, www.iowadatecenter.org



www.iowaccrr.org

1-877-216-8481

## Percent of Program Spaces



CCR&R may not have all DOE programs listed since they are not regulated by DHS.

## 46 Total PROGRAMS listed with CCR&R

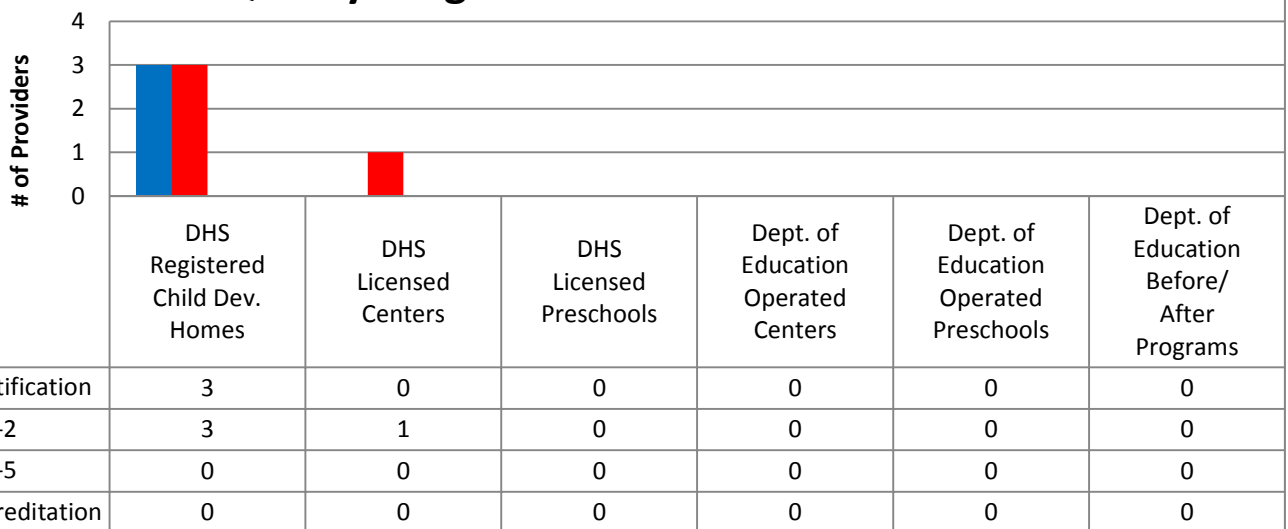
- 18 DHS Registered Child Development Homes
- 0 Dept. of Education Operated Centers
- 3 Dept. of Education Operated Preschools
- 0 Dept. of Education Before/After Programs
- 6 DHS Licensed Centers
- 2 DHS Licensed Preschools
- 17 Non-Registered Child Care Homes

## 711 Total SPACES listed with CCR&R

- 240 DHS Registered Child Development Homes
- 0 Dept. of Education Operated Centers
- 48 Dept. of Education Operated Preschools
- 0 Dept. of Education Before/After Programs
- 292 DHS Licensed Centers
- 46 DHS Licensed Preschools
- 85 Non-Registered Child Care Homes

\*School District Dept of Education programs are not licensed by DHS but meet Standards for Child Care adopted by the State Board of Education.

## Quality Programs for Providers



\* Programs may choose to participate in more than one quality measure. The number of QRS Providers changes monthly.

Go to <http://www.dhs.state.ia.us/iqrs/> for up-to-date information.

\*Centers, Preschools and Before/After school programs do not qualify for ChildNet Certification.

**For a family earning the median income of \$62,851 with an infant in child care they would pay:**

- 10% of their income before taxes, if their child was in a registered home
- 9% of their income before taxes, if their child was in a licensed center

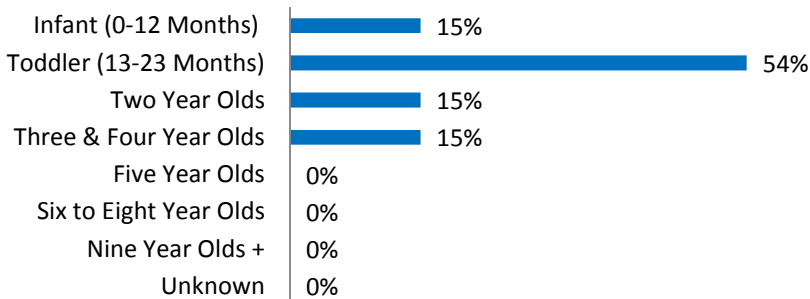
Data source: State Library of Iowa, [www.iowadatabase.org](http://www.iowadatabase.org) & the Iowa NACCRRAware database for this reporting year.

**Out of 46 child care programs, 31 programs report they accept DHS Child Care Assistance funded children.**

| Child Care Rates<br>Average Per Week   | Infant (0-12 Months) | Toddler (13-23 Months) | Two Year Olds | Three Year Olds | Four & Five Year Olds | Before & After School | Full Time School-Age |
|--|----------------------|------------------------|---------------|-----------------|-----------------------|-----------------------|----------------------|
| DHS Registered Child Development Homes | \$121.50             | \$121.50               | \$119.25      | \$119.25        | \$119.25              | \$53.00               | \$119.25             |
| DHS Licensed Centers                   | \$112.50             | \$112.50               | \$112.50      | \$131.40        | \$131.40              | \$58.40               | \$112.50             |

\* Providers may charge by the month, week, day or hour.

### Percent of Requests for Child Care by Age



### Range of Preschool Tuition Rates per month - by age

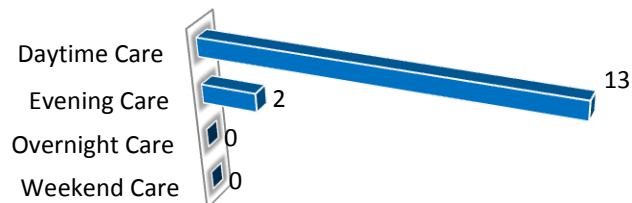
|                | Lowest | Highest |
|----------------|--------|---------|
| Three Yr Olds  | NA     | NA      |
| Four Yr Olds + | NA     | NA      |

\*Preschool classes range from 1-5 days a week.

\*Free preschool programs are not included in the rate ranges above.

**CCR&R referred 9 families with 13 children to child care providers.**

### Requests for Child Care by Type



\*Families may request more than one type of care for their child(ren).  
Requests for Child Care data is from July 1, 2012 - June 30, 2013.

Data provided by Child Care Resource & Referral using NACCRRAware as of July 1, 2013 unless otherwise noted.