

State of Iowa - July 2013

Total State Population	3,073,238
Children ages 0 through 5	241,690
Children ages 6 through 9	162,145
Children ages 10 through 12	122,970

Data source: Woods & Poole Population Estimates as of Dec 31, 2012.

Families with all parents working & children under age 6	75%
Median Family Income	\$60,127
Average Weekly Income	\$1,156

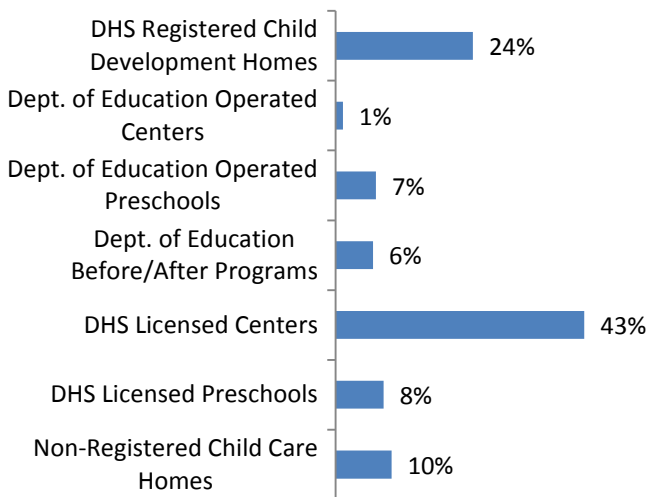
Data source: State Library of Iowa, www.iowadatatcenter.org



www.iowaccrr.org

1-877-216-8481

Percent of Program Spaces



CCR&R may not have all DOE programs listed since they are not regulated by DHS.

9,384 Total PROGRAMS listed with CCR&R

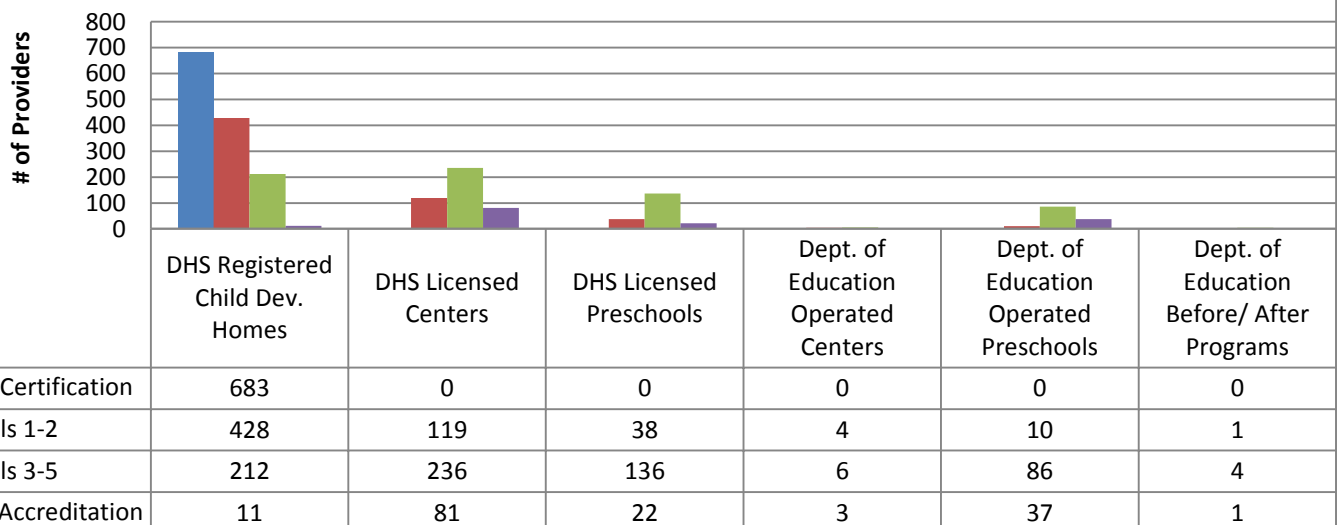
- 3,951 DHS Registered Child Development Homes
 - 44 Dept. of Education Operated Centers
 - 404 Dept. of Education Operated Preschools
 - 134 Dept. of Education Before/After Programs
- 955 DHS Licensed Centers
 - 451 DHS Licensed Preschools
- 3,445 Non-Registered Child Care Homes

177,331 Total SPACES listed with CCR&R

- 42,329 DHS Registered Child Development Homes
 - 2,274 Dept. of Education Operated Centers
 - 12,473 Dept. of Education Operated Preschools
 - 11,518 Dept. of Education Before/After Programs
- 76,740 DHS Licensed Centers
 - 14,772 DHS Licensed Preschools
- 17,225 Non-Registered Child Care Homes

*School District Dept of Education programs are not licensed by DHS but meet Standards for Child Care adopted by the State Board of Education.

Quality Programs for Providers



* Programs may choose to participate in more than one quality measure. The number of QRS Providers changes monthly.

Go to <http://www.dhs.state.ia.us/iqrs/> for up-to-date information.

*Centers, Preschools and Before/After school programs do not qualify for ChildNet Certification.

For a family earning the median income of \$60,127 with an infant in child care they would pay:

- 12% of their income before taxes, if their child was in a registered home
- 15% of their income before taxes, if their child was in a licensed center

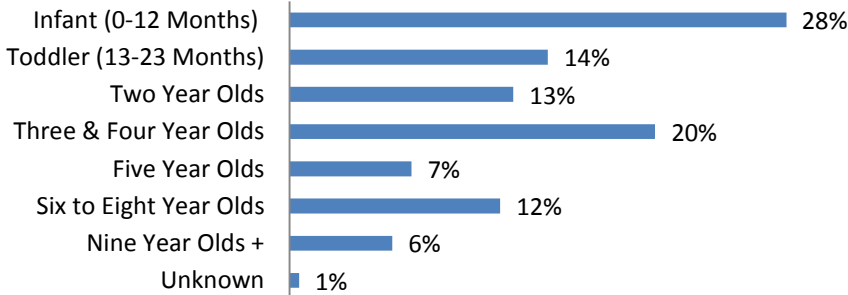
Data source: State Library of Iowa, www.iowadatabase.org & the Iowa NACCRRAware database for this reporting year.

Out of 9,384 child care programs, 7,207 programs report they accept DHS Child Care Assistance funded children.

Child Care Rates Average Per Week	Infant (0-12 Months)	Toddler (13-23 Months)	Two Year Olds	Three Year Olds	Four & Five Year Olds	Before & After School	Full Time School-Age
DHS Registered Child Development Homes	\$134.33	\$133.38	\$130.71	\$129.69	\$127.44	\$64.07	\$120.50
DHS Licensed Centers	\$176.24	\$174.79	\$157.24	\$146.22	\$144.35	\$68.29	\$133.72

** Providers may charge by the month, week, day or hour.*

Percent of Requests for Child Care by Age



Range of Preschool Tuition Rates per month - by age

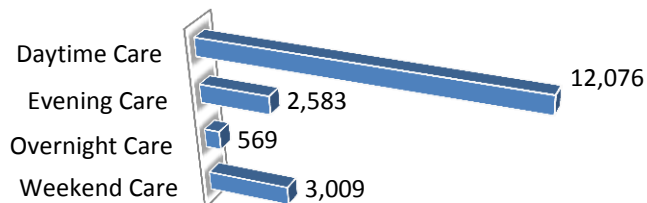
	Lowest	Highest
Three Yr Olds	\$10.00	\$420.00
Four Yr Olds +	\$30.00	\$860.00

**Preschool classes range from 1-5 days a week.*

**Free preschool programs are not included in the rate ranges above.*

CCR&R referred 8,162 families with 12,400 children to child care providers.

Requests for Child Care by Type



**Families may request more than one type of care for their child(ren).*

Requests for Child Care data is from July 1, 2012 - June 30, 2013.

Data provided by Child Care Resource & Referral using NACCRRAware as of July 1, 2013 unless otherwise noted.