

Humboldt County - July 2013

Total County Population	9,773
Children ages 0 through 5	731
Children ages 6 through 9	519
Children ages 10 through 12	348

Data source: Woods & Poole Population Estimates as of Dec 31, 2012.

Families with all parents working & children under age 6	70%
Median Family Income	\$59,273
Average Weekly Income	\$1,140

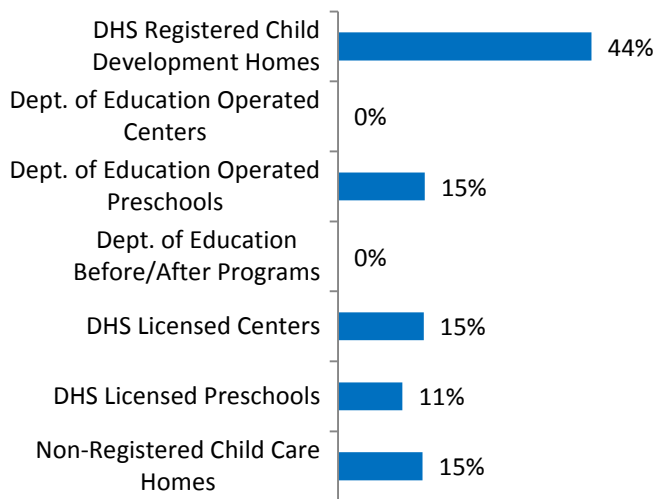
Data source: State Library of Iowa, www.iowadatascenter.org



www.iowaccrr.org

1-877-216-8481

Percent of Program Spaces



CCR&R may not have all DOE programs listed since they are not regulated by DHS.

48 Total PROGRAMS listed with CCR&R

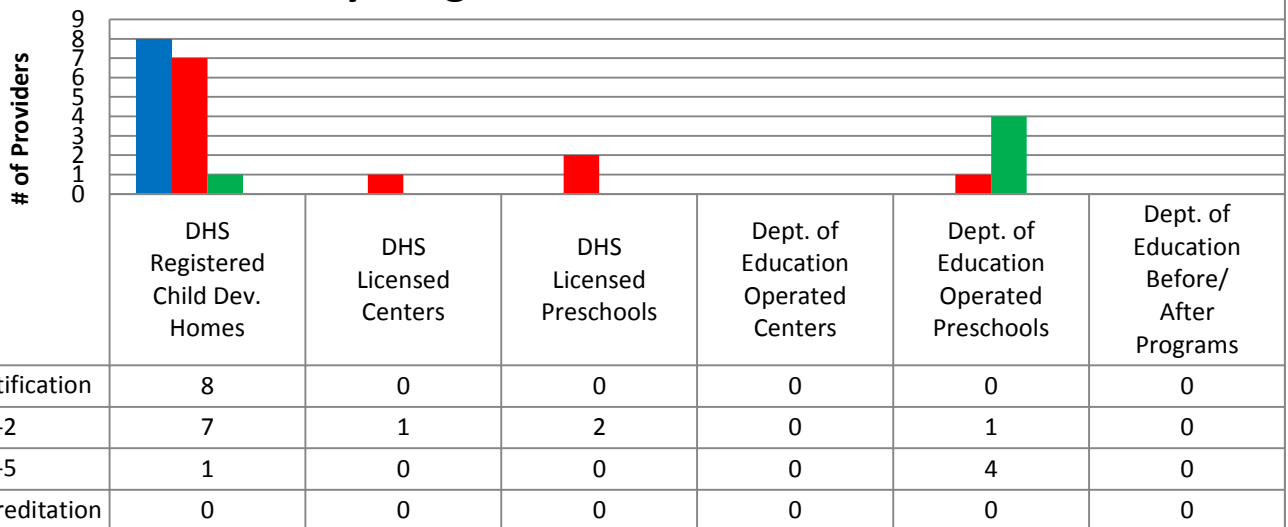
- 22 DHS Registered Child Development Homes
- 0 Dept. of Education Operated Centers
- 5 Dept. of Education Operated Preschools
- 0 Dept. of Education Before/After Programs
- 2 DHS Licensed Centers
- 3 DHS Licensed Preschools
- 16 Non-Registered Child Care Homes

544 Total SPACES listed with CCR&R

- 240 DHS Registered Child Development Homes
- 0 Dept. of Education Operated Centers
- 82 Dept. of Education Operated Preschools
- 0 Dept. of Education Before/After Programs
- 81 DHS Licensed Centers
- 61 DHS Licensed Preschools
- 80 Non-Registered Child Care Homes

*School District Dept of Education programs are not licensed by DHS but meet Standards for Child Care adopted by the State Board of Education.

Quality Programs for Providers



* Programs may choose to participate in more than one quality measure. The number of QRS Providers changes monthly.

Go to <http://www.dhs.state.ia.us/iqrs/> for up-to-date information.

*Centers, Preschools and Before/After school programs do not qualify for ChildNet Certification.

For a family earning the median income of \$59,273 with an infant in child care they would pay:

- 10% of their income before taxes, if their child was in a registered home
- 9% of their income before taxes, if their child was in a licensed center

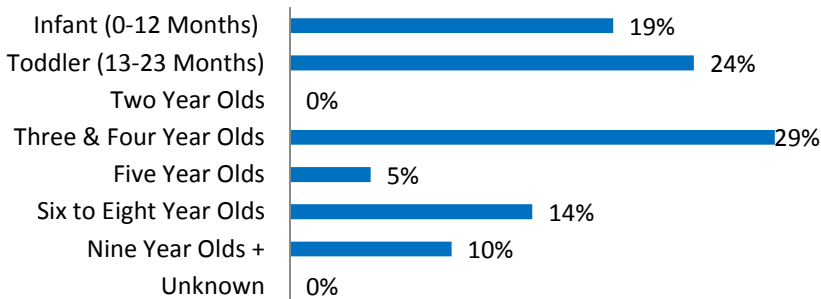
Data source: State Library of Iowa, www.iowadatabase.org & the Iowa NACCRRAware database for this reporting year.

Out of 48 child care programs, 38 programs report they accept DHS Child Care Assistance funded children.

Child Care Rates Average Per Week	Infant (0-12 Months)	Toddler (13-23 Months)	Two Year Olds	Three Year Olds	Four & Five Year Olds	Before & After School	Full Time School-Age
DHS Registered Child Development Homes	\$117.00	\$117.00	\$117.00	\$117.00	\$117.00	\$52.00	\$113.40
DHS Licensed Centers	\$105.75	\$105.75	\$102.25	\$102.25	\$102.25	\$45.40	\$97.25

* Providers may charge by the month, week, day or hour.

Percent of Requests for Child Care by Age



Range of Preschool Tuition Rates per month - by age

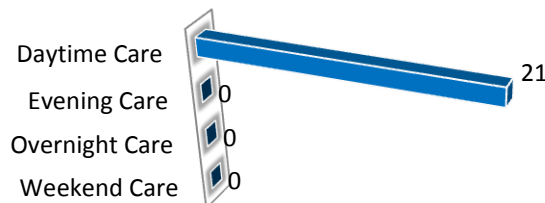
	Lowest	Highest
Three Yr Olds	\$55.00	\$55.00
Four Yr Olds +	\$55.00	\$55.00

*Preschool classes range from 1-5 days a week.

*Free preschool programs are not included in the rate ranges above.

CCR&R referred 13 families with 21 children to child care providers.

Requests for Child Care by Type



*Families may request more than one type of care for their child(ren).
Requests for Child Care data is from July 1, 2012 - June 30, 2013.

Data provided by Child Care Resource & Referral using NACCRRAware as of July 1, 2013 unless otherwise noted.