

# Buena Vista County - July 2013

Total County Population	20,490
Children ages 0 through 5	1,742
Children ages 6 through 9	1,188
Children ages 10 through 12	824

Data source: Woods & Poole Population Estimates as of Dec 31, 2012.

Families with all parents working & children under age 6	82%
Median Family Income	\$56,501
Average Weekly Income	\$1,087

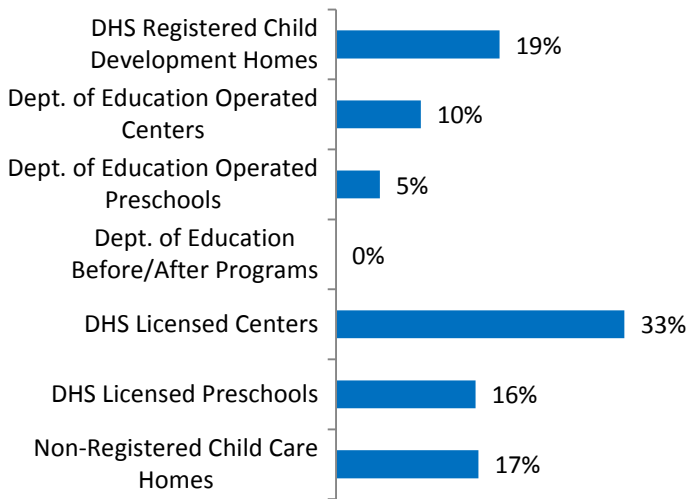
Data source: State Library of Iowa, www.iowadatatcenter.org



www.iowaccrr.org

1-877-216-8481

## Percent of Program Spaces



CCR&R may not have all DOE programs listed since they are not regulated by DHS.

## 76 Total PROGRAMS listed with CCR&R

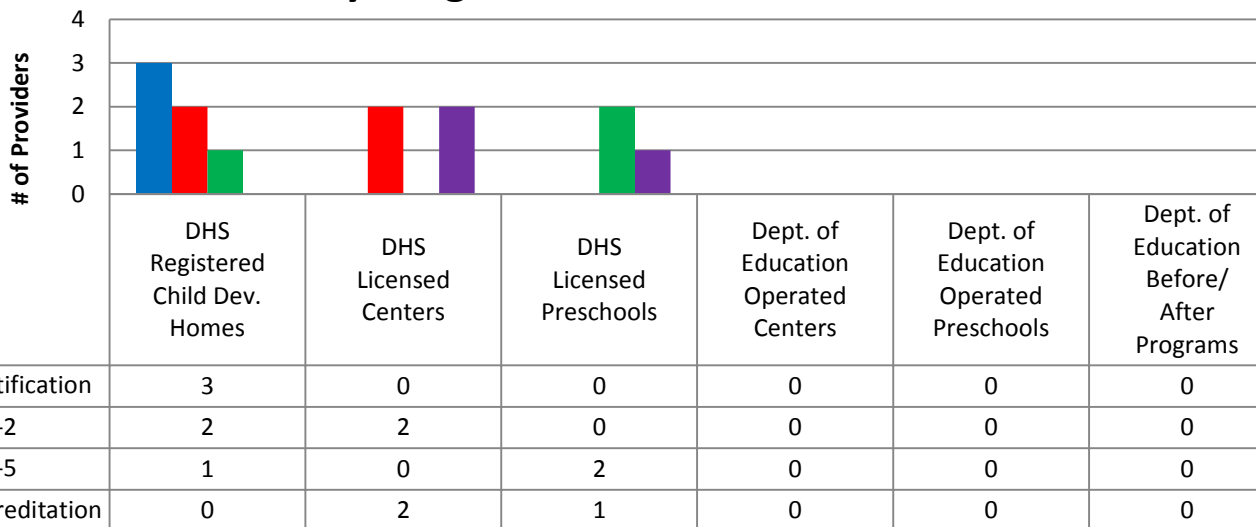
- 21 DHS Registered Child Development Homes
  - 1 Dept. of Education Operated Centers
  - 3 Dept. of Education Operated Preschools
  - 0 Dept. of Education Before/After Programs
- 5 DHS Licensed Centers
- 7 DHS Licensed Preschools
- 39 Non-Registered Child Care Homes

## 1,181 Total SPACES listed with CCR&R

- 224 DHS Registered Child Development Homes
- 116 Dept. of Education Operated Centers
- 60 Dept. of Education Operated Preschools
- 0 Dept. of Education Before/After Programs
- 395 DHS Licensed Centers
- 191 DHS Licensed Preschools
- 195 Non-Registered Child Care Homes

\*School District Dept of Education programs are not licensed by DHS but meet Standards for Child Care adopted by the State Board of Education.

## Quality Programs for Providers



\* Programs may choose to participate in more than one quality measure. The number of QRS Providers changes monthly.

Go to <http://www.dhs.state.ia.us/iqrs/> for up-to-date information.

\*Centers, Preschools and Before/After school programs do not qualify for ChildNet Certification.

**For a family earning the median income of \$56,501 with an infant in child care they would pay:**

- 11% of their income before taxes, if their child was in a registered home
- 13% of their income before taxes, if their child was in a licensed center

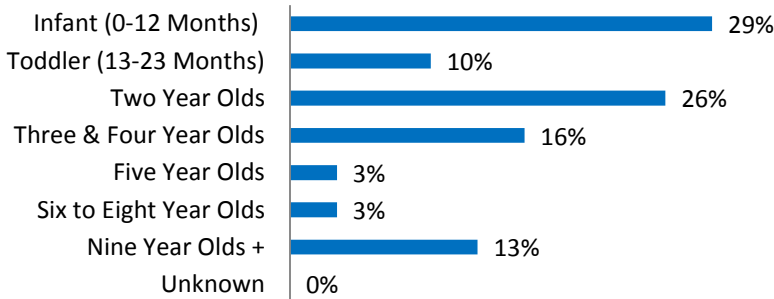
Data source: State Library of Iowa, www.iowadatabase.org & the Iowa NACCRRAware database for this reporting year.

**Out of 76 child care programs, 58 programs report they accept DHS Child Care Assistance funded children.**

Child Care Rates Average Per Week	Infant (0-12 Months)	Toddler (13-23 Months)	Two Year Olds	Three Year Olds	Four & Five Year Olds	Before & After School	Full Time School-Age
DHS Registered Child Development Homes	\$122.40	\$120.60	\$118.80	\$117.90	\$116.55	\$51.80	\$115.65
DHS Licensed Centers	\$137.25	\$137.25	\$123.75	\$123.75	\$123.75	\$55.00	\$123.75

\* Providers may charge by the month, week, day or hour.

### Percent of Requests for Child Care by Age



### Range of Preschool Tuition Rates per month - by age

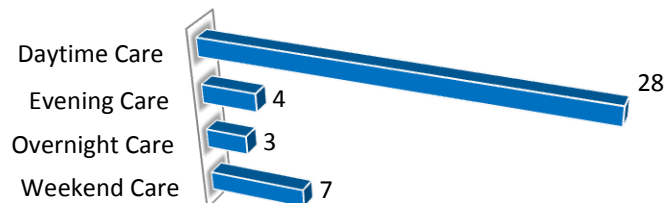
	Lowest	Highest
Three Yr Olds	\$65.00	\$125.00
Four Yr Olds +	\$65.00	\$125.00

\*Preschool classes range from 1-5 days a week.

\*Free preschool programs are not included in the rate ranges above.

**CCR&R referred 23 families with 31 children to child care providers.**

### Requests for Child Care by Type



\*Families may request more than one type of care for their child(ren).  
Requests for Child Care data is from July 1, 2012 - June 30, 2013.

Data provided by Child Care Resource & Referral using NACCRRAware as of July 1, 2013 unless otherwise noted.