

# Des Moines County - July 2013

|                             |        |
|-----------------------------|--------|
| Total County Population     | 40,019 |
| Children ages 0 through 5   | 3,137  |
| Children ages 6 through 9   | 2,043  |
| Children ages 10 through 12 | 1,507  |

Data source: Woods & Poole Population Estimates as of Dec 31, 2012.

|  |          |
|--|----------|
| Families with all parents working & children under age 6 | 70%      |
| Median Family Income                                     | \$55,570 |
| Average Weekly Income                                    | \$1,069  |

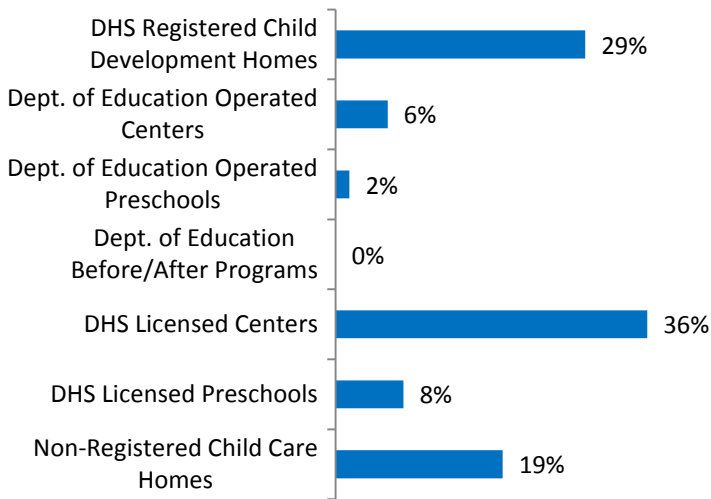
Data source: State Library of Iowa, www.iowadatecenter.org



www.iowaccrr.org

1-877-216-8481

## Percent of Program Spaces



CCR&R may not have all DOE programs listed since they are not regulated by DHS.

## 183 Total PROGRAMS listed with CCR&R

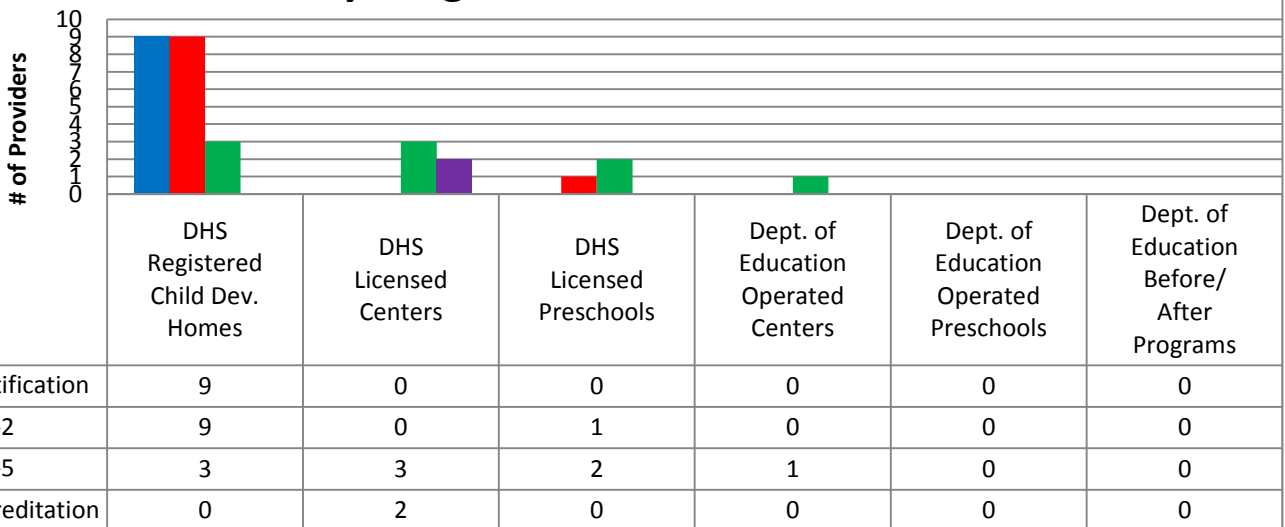
- 66 DHS Registered Child Development Homes
  - 1 Dept. of Education Operated Centers
  - 1 Dept. of Education Operated Preschools
  - 0 Dept. of Education Before/After Programs
- 13 DHS Licensed Centers
  - 5 DHS Licensed Preschools
- 97 Non-Registered Child Care Homes

## 2,501 Total SPACES listed with CCR&R

- 724 DHS Registered Child Development Homes
  - 151 Dept. of Education Operated Centers
  - 40 Dept. of Education Operated Preschools
  - 0 Dept. of Education Before/After Programs
- 904 DHS Licensed Centers
  - 197 DHS Licensed Preschools
- 485 Non-Registered Child Care Homes

\*School District Dept of Education programs are not licensed by DHS but meet Standards for Child Care adopted by the State Board of Education.

## Quality Programs for Providers



\* Programs may choose to participate in more than one quality measure. The number of QRS Providers changes monthly.

Go to <http://www.dhs.state.ia.us/iqrs/> for up-to-date information.

\*Centers, Preschools and Before/After school programs do not qualify for ChildNet Certification.

**For a family earning the median income of \$55,570 with an infant in child care they would pay:**

- 11% of their income before taxes, if their child was in a registered home
- 15% of their income before taxes, if their child was in a licensed center

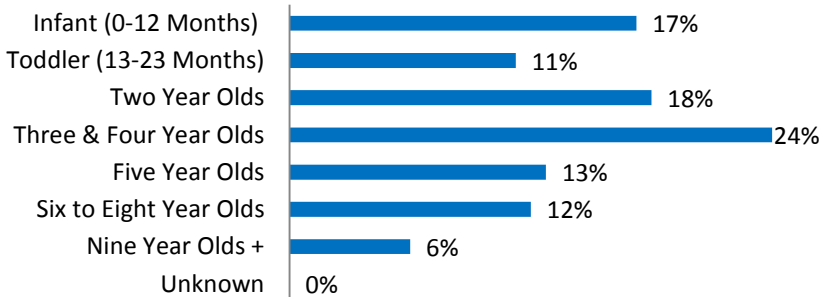
*Data source: State Library of Iowa, www.iowadatabase.org & the Iowa NACCRRAware database for this reporting year.*

**Out of 183 child care programs, 174 programs report they accept DHS Child Care Assistance funded children.**

| Child Care Rates                       | Infant (0-12 Months) | Toddler (13-23 Months) | Two Year Olds | Three Year Olds | Four & Five Year Olds | Before & After School | Full Time School-Age |
|--|----------------------|------------------------|---------------|-----------------|-----------------------|-----------------------|----------------------|
| Average Per Week                       |                      |                        |               |                 |                       |                       |                      |
| DHS Registered Child Development Homes | \$122.80             | \$122.30               | \$116.90      | \$116.30        | \$115.35              | \$58.38               | \$107.30             |
| DHS Licensed Centers                   | \$155.60             | \$155.60               | \$129.50      | \$126.00        | \$126.00              | \$37.00               | \$119.95             |

*\* Providers may charge by the month, week, day or hour.*

### Percent of Requests for Child Care by Age



### Range of Preschool Tuition Rates per month - by age

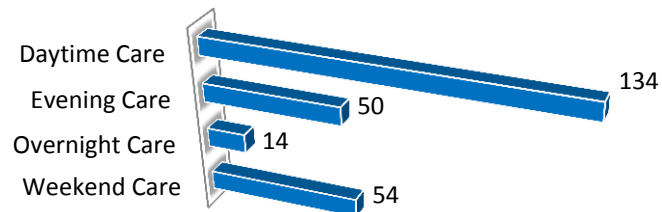
|                | Lowest  | Highest  |
|----------------|---------|----------|
| Three Yr Olds  | N/A     | N/A      |
| Four Yr Olds + | \$85.00 | \$205.00 |

*\*Preschool classes range from 1-5 days a week.*

*\*Free preschool programs are not included in the rate ranges above.*

**CCR&R referred 89 families with 135 children to child care providers.**

### Requests for Child Care by Type



*\*Families may request more than one type of care for their child(ren).*

*Requests for Child Care data is from July 1, 2012 - June 30, 2013.*

*Data provided by Child Care Resource & Referral using NACCRRAware as of July 1, 2013 unless otherwise noted.*

**Des Moines County**