

# Davis County - July 2013

Total County Population	8,797
Children ages 0 through 5	896
Children ages 6 through 9	555
Children ages 10 through 12	401

Data source: Woods & Poole Population Estimates as of Dec 31, 2012.

Families with all parents working & children under age 6	61%
Median Family Income	\$53,064
Average Weekly Income	\$1,020

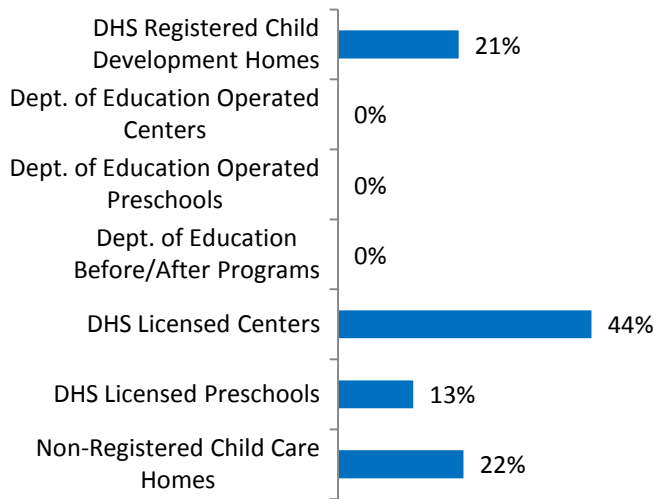
Data source: State Library of Iowa, www.iowadatatcenter.org



www.iowaccrr.org

1-877-216-8481

## Percent of Program Spaces



CCR&R may not have all DOE programs listed since they are not regulated by DHS.

## 18 Total PROGRAMS listed with CCR&R

- 4 DHS Registered Child Development Homes
- 0 Dept. of Education Operated Centers
- 1 Dept. of Education Operated Preschools
- 0 Dept. of Education Before/After Programs
- 1 DHS Licensed Centers
- 2 DHS Licensed Preschools
- 10 Non-Registered Child Care Homes

## 229 Total SPACES listed with CCR&R

- 48 DHS Registered Child Development Homes
- 0 Dept. of Education Operated Centers
- unreported Dept. of Education Operated Preschools
- 0 Dept. of Education Before/After Programs
- 101 DHS Licensed Centers
- 30 DHS Licensed Preschools
- 50 Non-Registered Child Care Homes

\*School District Dept of Education programs are not licensed by DHS but meet Standards for Child Care adopted by the State Board of Education.

## Quality Programs for Providers

	DHS Registered Child Dev. Homes	DHS Licensed Centers	DHS Licensed Preschools	Dept. of Education Operated Centers	Dept. of Education Operated Preschools	Dept. of Education Before/After Programs
<b># of Providers</b>	1	1	0	0	1	0
■ ChildNet Certification	1	0	0	0	0	0
■ QRS Levels 1-2	1	1	0	0	0	0
■ QRS Levels 3-5	0	0	0	0	0	0
■ National Accreditation	0	0	0	0	1	0

\* Programs may choose to participate in more than one quality measure. The number of QRS Providers changes monthly.

Go to <http://www.dhs.state.ia.us/iqrs/> for up-to-date information.

\*Centers, Preschools and Before/After school programs do not qualify for ChildNet Certification.

**For a family earning the median income of \$53,064 with an infant in child care they would pay:**

- 11% of their income before taxes, if their child was in a registered home
- 14% of their income before taxes, if their child was in a licensed center

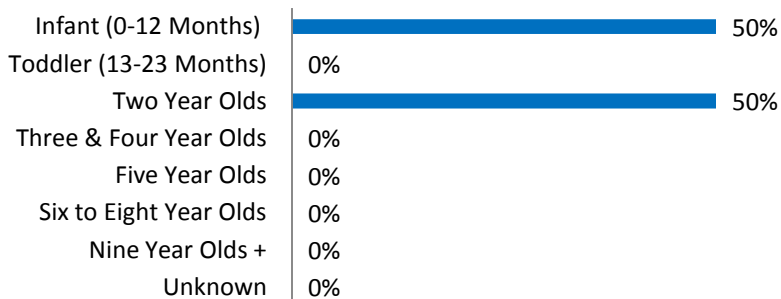
Data source: State Library of Iowa, www.iowadatabase.org & the Iowa NACCRRAware database for this reporting year.

**Out of 18 child care programs, 11 programs report they accept DHS Child Care Assistance funded children.**

Child Care Rates Average Per Week	Infant (0-12 Months)	Toddler (13-23 Months)	Two Year Olds	Three Year Olds	Four & Five Year Olds	Before & After School	Full Time School-Age
DHS Registered Child Development Homes	\$112.50	\$112.50	\$112.50	\$112.50	\$112.50	\$40.00	\$90.00
DHS Licensed Centers	\$139.31	\$139.31	\$130.46	\$123.38	\$118.65	\$30.00	\$113.40

\* Providers may charge by the month, week, day or hour.

### Percent of Requests for Child Care by Age



### Range of Preschool Tuition Rates per month - by age

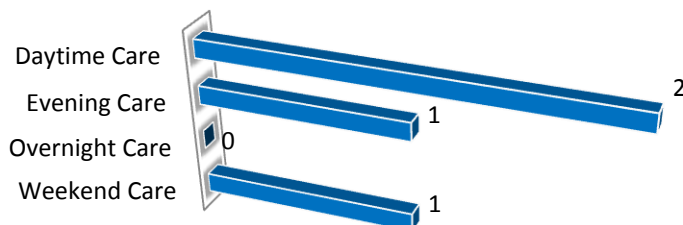
	Lowest	Highest
Three Yr Olds	\$75.00	\$193.50
Four Yr Olds +	\$75.00	\$236.50

\*Preschool classes range from 1-5 days a week.

\*Free preschool programs are not included in the rate ranges above.

**CCR&R referred 2 families with 2 children to child care providers.**

### Requests for Child Care by Type



\*Families may request more than one type of care for their child(ren).  
Requests for Child Care data is from July 1, 2012 - June 30, 2013.

Data provided by Child Care Resource & Referral using NACCRRAware as of July 1, 2013 unless otherwise noted.