

# Benton County - July 2013

Total County Population	26,191
Children ages 0 through 5	1,929
Children ages 6 through 9	1,507
Children ages 10 through 12	1,124

Data source: Woods & Poole Population Estimates as of Dec 31, 2012.

Families with all parents working & children under age 6	80%
Median Family Income	\$67,514
Average Weekly Income	\$1,298

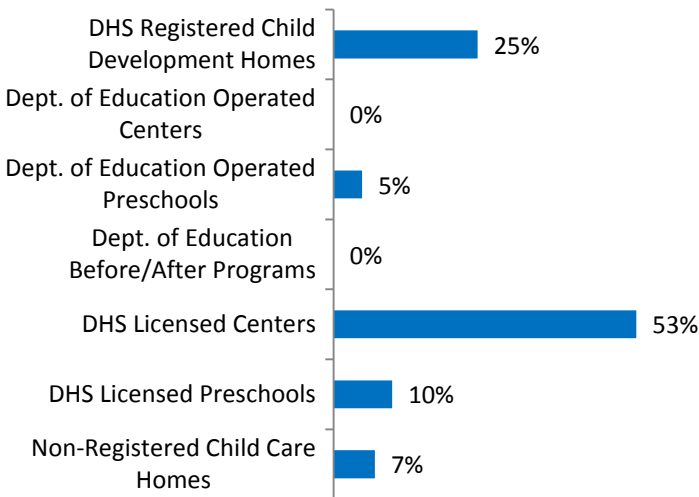
Data source: State Library of Iowa, www.iowadatatcenter.org



www.iowaccrr.org

1-877-216-8481

## Percent of Program Spaces



CCR&R may not have all DOE programs listed since they are not regulated by DHS.

## 40 Total PROGRAMS listed with CCR&R


- 18 DHS Registered Child Development Homes
- 0 Dept. of Education Operated Centers
- 2 Dept. of Education Operated Preschools
- 0 Dept. of Education Before/After Programs
- 7 DHS Licensed Centers
- 2 DHS Licensed Preschools
- 11 Non-Registered Child Care Homes

## 767 Total SPACES listed with CCR&R

- 192 DHS Registered Child Development Homes
- 0 Dept. of Education Operated Centers
- 38 Dept. of Education Operated Preschools
- 0 Dept. of Education Before/After Programs
- 404 DHS Licensed Centers
- 78 DHS Licensed Preschools
- 55 Non-Registered Child Care Homes

\*School District Dept of Education programs are not licensed by DHS but meet Standards for Child Care adopted by the State Board of Education.

## Quality Programs for Providers



\* Programs may choose to participate in more than one quality measure. The number of QRS Providers changes monthly.

Go to <http://www.dhs.state.ia.us/iqrs/> for up-to-date information.

\*Centers, Preschools and Before/After school programs do not qualify for ChildNet Certification.

**For a family earning the median income of \$67,514 with an infant in child care they would pay:**

- 10% of their income before taxes, if their child was in a registered home
- 13% of their income before taxes, if their child was in a licensed center

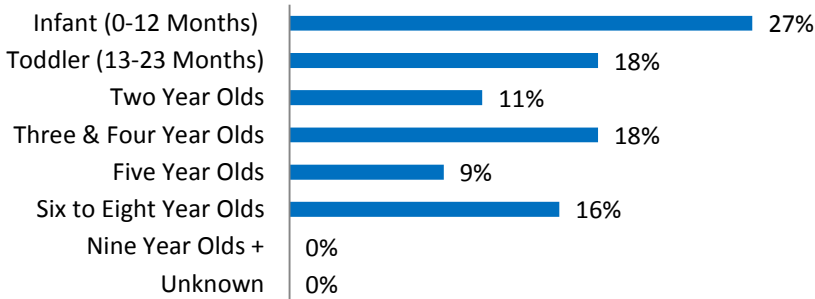
Data source: State Library of Iowa, www.iowadatabase.org & the Iowa NACCRRAware database for this reporting year.

**Out of 40 child care programs, 33 programs report they accept DHS Child Care Assistance funded children.**

Child Care Rates	Infant (0-12 Months)	Toddler (13-23 Months)	Two Year Olds	Three Year Olds	Four & Five Year Olds	Before & After School	Full Time School-Age
Average Per Week							
DHS Registered Child Development Homes	\$125.38	\$122.50	\$117.50	\$117.50	\$116.35	\$49.17	\$109.64
DHS Licensed Centers	\$165.00	\$165.00	\$148.75	\$139.50	\$131.50	\$79.40	\$109.40

\* Providers may charge by the month, week, day or hour.

### Percent of Requests for Child Care by Age



### Range of Preschool Tuition Rates per month - by age

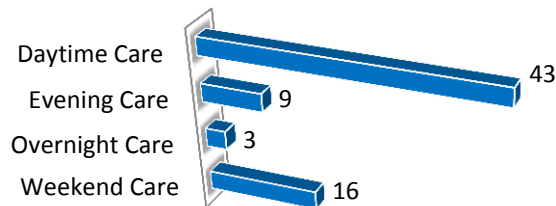
	Lowest	Highest
Three Yr Olds	\$50.00	\$90.00
Four Yr Olds +	\$70.00	\$100.00

\*Preschool classes range from 1-5 days a week.

\*Free preschool programs are not included in the rate ranges above.

**CCR&R referred 31 families with 44 children to child care providers.**

### Requests for Child Care by Type



\*Families may request more than one type of care for their child(ren).

Requests for Child Care data is from July 1, 2012 - June 30, 2013.

Data provided by Child Care Resource & Referral using NACCRRAware as of July 1, 2013 unless otherwise noted.

**Benton County**