

# Worth County - July 2012

Total County Population	7,596
Children ages 0 through 5	502
Children ages 6 through 9	343
Children ages 10 through 12	312

Data source: Woods & Poole Population Estimates as of Dec 31, 2011.

Families with all parents working & children under age 6	69%
Median Family Income	\$56,659
Average Weekly Income	\$1,090


Data source: State Library of Iowa, www.iowadatatcenter.org



www.iowaccrr.org

1-877-216-8481

## Percent of Program Spaces



CCR&R may not have all DOE programs listed since they are not regulated by DHS.

## 20 Total PROGRAMS listed with CCR&R


- 13 DHS Registered Child Development Homes
- 0 Dept. of Education Operated Centers
- 1 Dept. of Education Operated Preschools
- 0 Dept. of Education Before/After Programs
- 1 DHS Licensed Centers
- 1 DHS Licensed Preschools
- 4 Non-Registered Child Care Homes

## 248 Total SPACES listed with CCR&R

- 148 DHS Registered Child Development Homes
- 0 Dept. of Education Operated Centers
- 20 Dept. of Education Operated Preschools
- 0 Dept. of Education Before/After Programs
- 36 DHS Licensed Centers
- 24 DHS Licensed Preschools
- 20 Non-Registered Child Care Homes

\*School District Dept of Education programs are not licensed by DHS but meet Standards for Child Care adopted by the State Board of Education.

## Quality Programs for Providers



\* Programs may choose to participate in more than one quality measure. The number of QRS Providers changes monthly.

Go to <http://www.dhs.state.ia.us/iqrs/> for up-to-date information.

\*Centers, Preschools and Before/After school programs do not qualify for ChildNet Certification.

**For a family earning the median income of \$56,659 with an infant in child care they would pay:**

- 11% of their income before taxes, if their child was in a registered home
- 14% of their income before taxes, if their child was in a licensed center

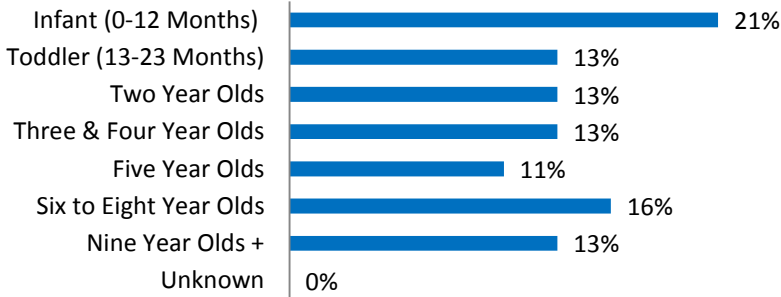
Data source: State Library of Iowa, [www.iowadatacenter.org](http://www.iowadatacenter.org).

**Out of 20 child care programs, 17 programs report they accept DHS Child Care Assistance funded children.**

Child Care Rates	Infant (0-12 Months)	Toddler (13-23 Months)	Two Year Olds	Three Year Olds	Four & Five Year Olds	Before & After School	Full Time School-Age
Average Per Week							
DHS Registered Child Development Homes	\$116.77	\$114.07	\$111.53	\$111.53	\$111.53	\$49.30	\$106.97
DHS Licensed Centers	N/A	N/A	N/A	N/A	N/A	N/A	N/A

\* Providers may charge by the month, week, day or hour.

### Percent of Requests for Child Care by Age



### Range of Preschool Tuition Rates per month - by age

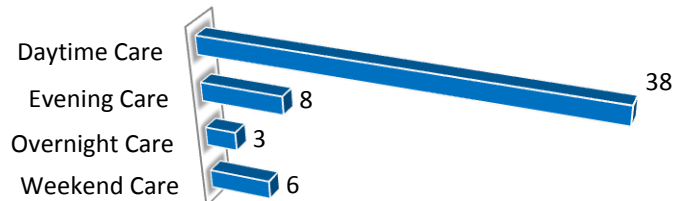
	Lowest	Highest
Three Yr Olds	\$52.00	\$52.00
Four Yr Olds +	\$52.00	\$52.00

\*Preschool classes range from 1-5 days a week.

\*Free preschool programs are not included in the rate ranges above.

**CCR&R referred 20 families with 38 children to child care providers.**

### Requests for Child Care by Type



\*Families may request more than one type of care for their child(ren).

Requests for Child Care data is from July 1, 2011 - June 30, 2012.

Data provided by Child Care Resource & Referral using NACCRRAware as of July 1, 2012 unless otherwise noted.