

Warren County - July 2012

Total County Population	46,919
Children ages 0 through 5	3,638
Children ages 6 through 9	2,658
Children ages 10 through 12	2,262

Data source: Woods & Poole Population Estimates as of Dec 31, 2011.

Families with all parents working & children under age 6	79%
Median Family Income	\$74,042
Average Weekly Income	\$1,424

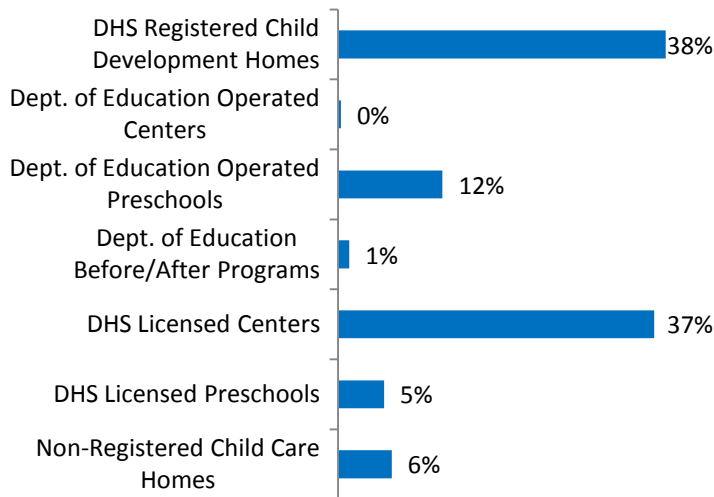
Data source: State Library of Iowa, www.iowadatascenter.org



www.iowaccrr.org

1-877-216-8481

Percent of Program Spaces



CCR&R may not have all DOE programs listed since they are not regulated by DHS.

172 Total PROGRAMS listed with CCR&R

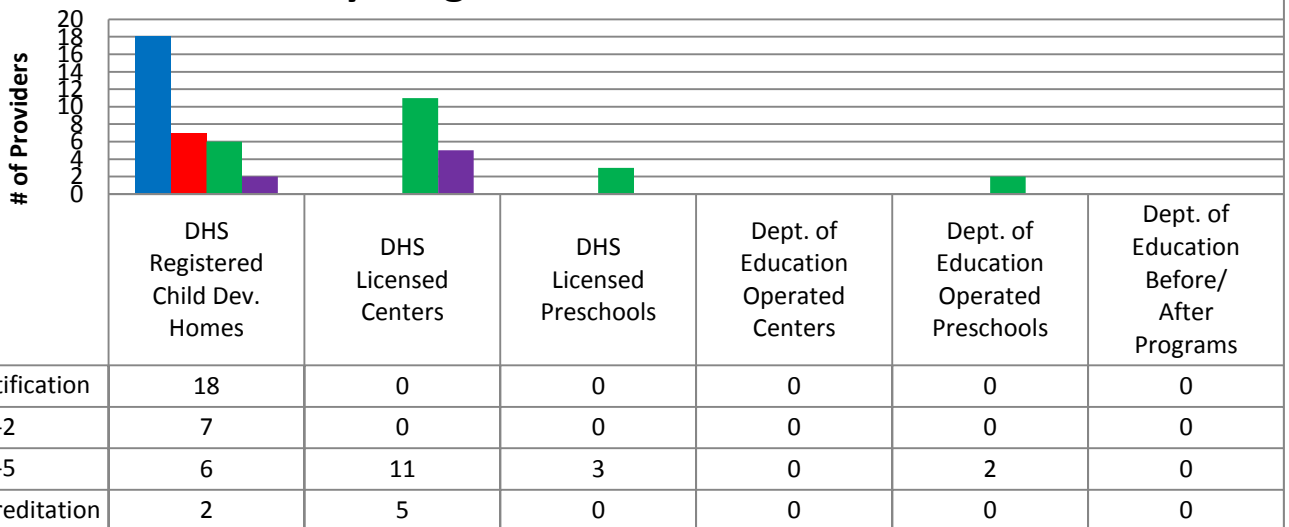
- 106 DHS Registered Child Development Homes
 - 1 Dept. of Education Operated Centers
 - 5 Dept. of Education Operated Preschools
 - 1 Dept. of Education Before/After Programs
- 15 DHS Licensed Centers
 - 6 DHS Licensed Preschools
- 38 Non-Registered Child Care Homes

3,055 Total SPACES listed with CCR&R

- 1,161 DHS Registered Child Development Homes
 - 10 Dept. of Education Operated Centers
 - 370 Dept. of Education Operated Preschools
 - 40 Dept. of Education Before/After Programs
- 1,121 DHS Licensed Centers
 - 163 DHS Licensed Preschools
- 190 Non-Registered Child Care Homes

*School District Dept of Education programs are not licensed by DHS but meet Standards for Child Care adopted by the State Board of Education.

Quality Programs for Providers



* Programs may choose to participate in more than one quality measure. The number of QRS Providers changes monthly.

Go to <http://www.dhs.state.ia.us/iqrs/> for up-to-date information.

*Centers, Preschools and Before/After school programs do not qualify for ChildNet Certification.

For a family earning the median income of \$74,042 with an infant in child care they would pay:

- 9% of their income before taxes, if their child was in a registered home
- 15% of their income before taxes, if their child was in a licensed center

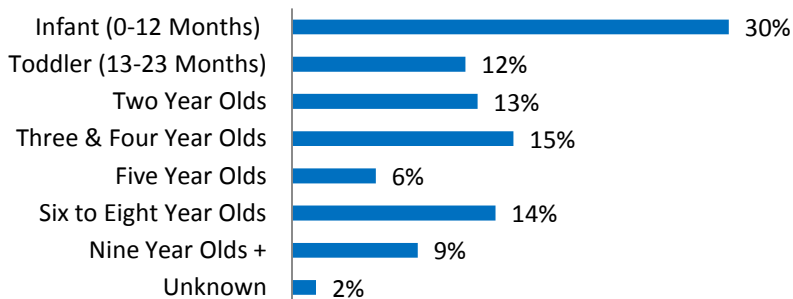
Data source: State Library of Iowa, www.iowadatabase.org.

Out of 172 child care programs, 117 programs report they accept DHS Child Care Assistance funded children.

Child Care Rates Average Per Week	Infant (0-12 Months)	Toddler (13-23 Months)	Two Year Olds	Three Year Olds	Four & Five Year Olds	Before & After School	Full Time School-Age
DHS Registered Child Development Homes	\$128.43	\$126.97	\$123.61	\$122.43	\$120.80	\$58.70	\$107.73
DHS Licensed Centers	\$212.67	\$202.67	\$186.00	\$175.67	\$169.67	\$75.00	\$135.00

* Providers may charge by the month, week, day or hour.

Percent of Requests for Child Care by Age



Range of Preschool Tuition Rates per month - by age

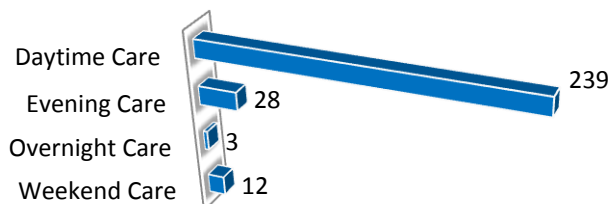
	Lowest	Highest
Three Yr Olds	\$260.00	\$260.00
Four Yr Olds +	\$260.00	\$260.00

*Preschool classes range from 1-5 days a week.

*Free preschool programs are not included in the rate ranges above.

CCR&R referred 127 families with 243 children to child care providers.

Requests for Child Care by Type



*Families may request more than one type of care for their child(ren).

Requests for Child Care data is from July 1, 2011 - June 30, 2012.

Data provided by Child Care Resource & Referral using NACCRRAware as of July 1, 2012 unless otherwise noted.