

# Scott County - July 2012

Total County Population	166,659
Children ages 0 through 5	13,689
Children ages 6 through 9	9,232
Children ages 10 through 12	6,859

Data source: Woods & Poole Population Estimates as of Dec 31, 2011.

Families with all parents working & children under age 6	68.4%
Median Family Income	\$64,513
Average Weekly Income	\$1,241

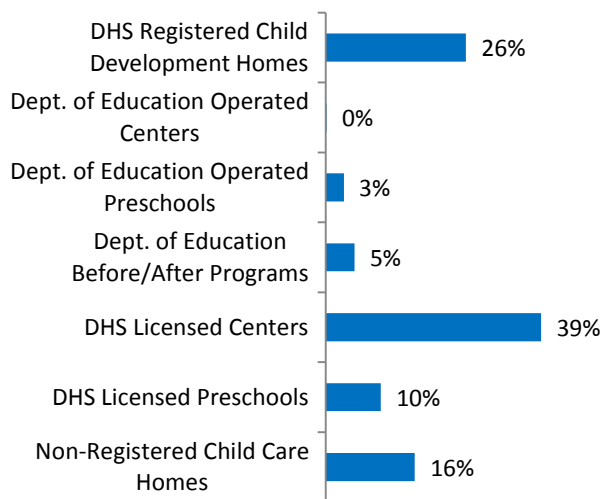
Data source: State Library of Iowa, www.iowadatecenter.org



www.iowaccrr.org

1-877-216-8481

## Percent of Program Spaces



CCR&R may not have all DOE programs listed since they are not regulated by DHS.

## 659 Total PROGRAMS listed with CCR&R

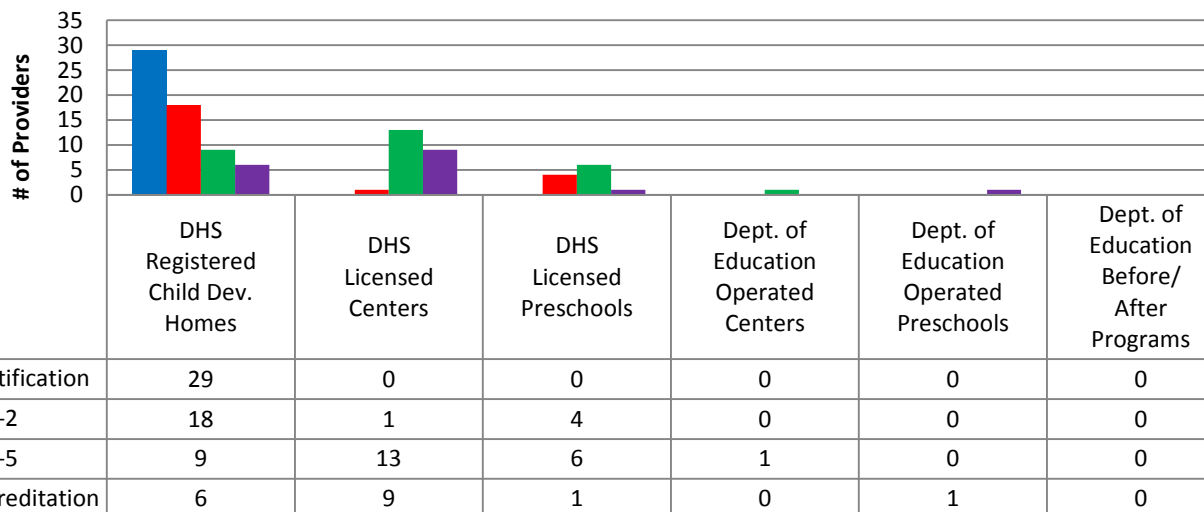
- 242 DHS Registered Child Development Homes
  - 1 Dept. of Education Operated Centers
  - 6 Dept. of Education Operated Preschools
  - 24 Dept. of Education Before/After Programs
  - 51 DHS Licensed Centers
  - 23 DHS Licensed Preschools
- 312 Non-Registered Child Care Homes

## 9,595 Total SPACES listed with CCR&R

- 2,457 DHS Registered Child Development Homes
  - 18 Dept. of Education Operated Centers
  - 317 Dept. of Education Operated Preschools
  - 505 Dept. of Education Before/After Programs
- 3,773 DHS Licensed Centers
- 965 DHS Licensed Preschools
- 1,560 Non-Registered Child Care Homes

\*School District Dept of Education programs are not licensed by DHS but meet Standards for Child Care adopted by the State Board of Education.

## Quality Programs for Providers



\* Programs may choose to participate in more than one quality measure. The number of QRS Providers changes monthly.

Go to <http://www.dhs.state.ia.us/iqrs/> for up-to-date information.

\*Centers, Preschools and Before/After school programs do not qualify for ChildNet Certification.

**For a family earning the median income of \$64,513 with an infant in child care they would pay:**

- 10% of their income before taxes, if their child was in a registered home
- 15% of their income before taxes, if their child was in a licensed center

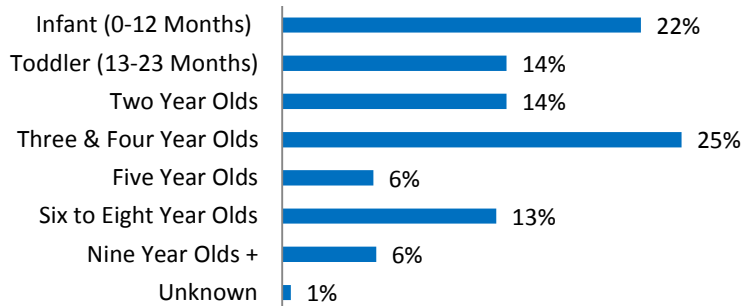
*Data source: State Library of Iowa, www.iowadatecenter.org.*

**Out of 659 child care programs, 541 programs report they accept DHS Child Care Assistance funded children.**

Child Care Rates Average Per Week	Infant (0-12 Months)	Toddler (13-23 Months)	Two Year Olds	Three Year Olds	Four & Five Year Olds	Before & After School	Full Time School-Age
DHS Registered Child Development Homes	\$124.37	\$122.23	\$119.54	\$118.38	\$117.73	\$56.57	\$112.08
DHS Licensed Centers	\$181.57	\$180.96	\$152.42	\$139.87	\$138.00	\$88.05	\$140.14

*\* Providers may charge by the month, week, day or hour.*

### Percent of Requests for Child Care by Age



### Range of Preschool Tuition Rates per month - by age

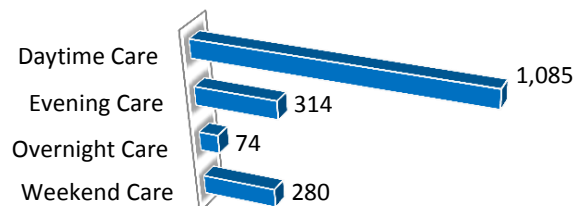
	Lowest	Highest
Three Yr Olds	\$60.00	\$293.00
Four Yr Olds +	\$56.00	\$280.00

*\*Preschool classes range from 1-5 days a week.*

*\*Free preschool programs are not included in the rate ranges above.*

**CCR&R referred 705 families with 1116 children to child care providers.**

### Requests for Child Care by Type



*\*Families may request more than one type of care for their child(ren).*

*Requests for Child Care data is from July 1, 2011 - June 30, 2012.*

*Data provided by Child Care Resource & Referral using NACCRRAware as of July 1, 2012 unless otherwise noted.*