

Region 5 Southeast Iowa - July 2012

Total Region Population	907,755
Children ages 0 through 5	69,969
Children ages 6 through 9	47,357
Children ages 10 through 12	36,186

Data source: Woods & Poole Population Estimates as of Dec 31, 2011.

Families with all parents working & children under age 6	74%
Median Family Income	\$59,692
Average Weekly Income	\$1,148

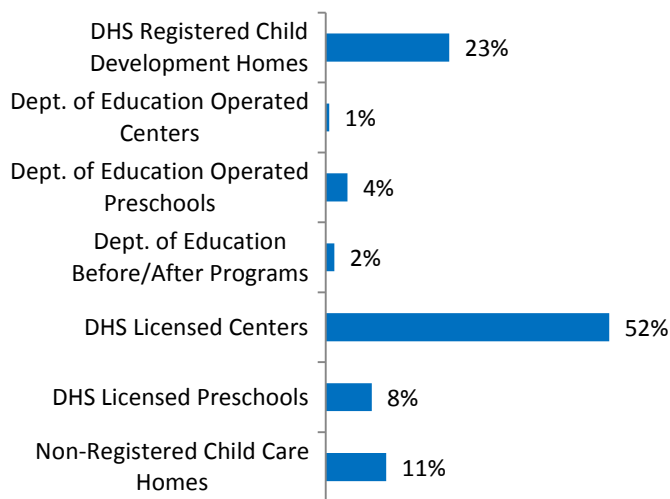
Data source: State Library of Iowa, www.iowadatecenter.org



www.iowaccrr.org

1-877-216-8481

Percent of Program Spaces



CCR&R may not have all DOE programs listed since they are not regulated by DHS.

2,590 Total PROGRAMS listed with CCR&R

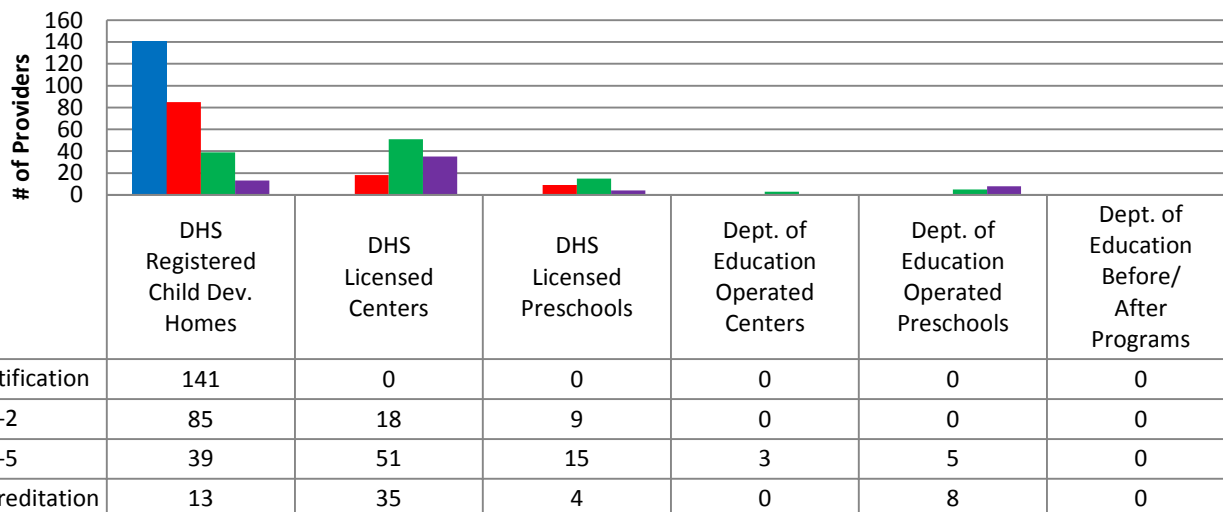
- 997 DHS Registered Child Development Homes
- 6 Dept. of Education Operated Centers
- 51 Dept. of Education Operated Preschools
- 33 Dept. of Education Before/After Programs
- 349 DHS Licensed Centers
- 107 DHS Licensed Preschools
- 1,047 Non-Registered Child Care Homes

47,307 Total SPACES listed with CCR&R

- 10,665 DHS Registered Child Development Homes
- 316 Dept. of Education Operated Centers
- 1,892 Dept. of Education Operated Preschools
- 755 Dept. of Education Before/After Programs
- 24,474 DHS Licensed Centers
- 3,970 DHS Licensed Preschools
- 5,235 Non-Registered Child Care Homes

*School District Dept of Education programs are not licensed by DHS but meet Standards for Child Care adopted by the State Board of Education.

Quality Programs for Providers



* Programs may choose to participate in more than one quality measure. The number of QRS Providers changes monthly.

Go to <http://www.dhs.state.ia.us/iqrs/> for up-to-date information.

*Centers, Preschools and Before/After school programs do not qualify for ChildNet Certification.

For a family earning the median income of \$59,692 with an infant in child care they would pay:

- 10% of their income before taxes, if their child was in a registered home
- 14% of their income before taxes, if their child was in a licensed center

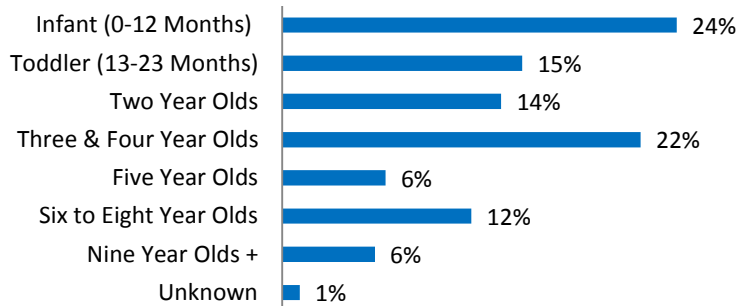
Data source: State Library of Iowa, www.iowadatecenter.org.

Out of 2590 child care programs, 2103 programs report they accept DHS Child Care Assistance funded children.

Child Care Rates Average Per Week	Infant (0-12 Months)	Toddler (13-23 Months)	Two Year Olds	Three Year Olds	Four & Five Year Olds	Before & After School	Full Time School-Age
DHS Registered Child Development Homes	\$121.35	\$119.97	\$117.15	\$116.28	\$115.66	\$49.70	\$112.45
DHS Licensed Centers	\$147.19	\$145.96	\$133.62	\$128.31	\$125.04	\$55.67	\$116.23

** Providers may charge by the month, week, day or hour.*

Percent of Requests for Child Care by Age



Range of Preschool Tuition Rates per month - by age

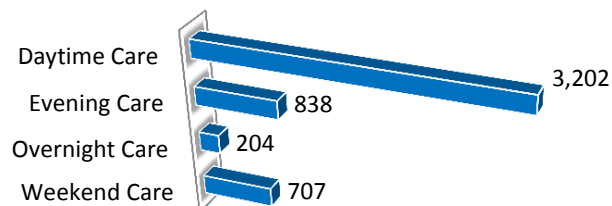
	Lowest	Highest
Three Yr Olds	\$67.00	\$143.00
Four Yr Olds +	\$69.00	\$139.00

**Preschool classes range from 1-5 days a week.*

**Free preschool programs are not included in the rate ranges above.*

CCR&R referred 2142 families with 3311 children to child care providers.

Requests for Child Care by Type



**Families may request more than one type of care for their child(ren).*

Requests for Child Care data is from July 1, 2011 - June 30, 2012.

Data provided by Child Care Resource & Referral using NACCRRAware as of July 1, 2012 unless otherwise noted.