

# Region 4 Central Iowa - July 2012

Total Region Population	936,852
Children ages 0 through 5	79,510
Children ages 6 through 9	51,794
Children ages 10 through 12	38,931

Data source: Woods & Poole Population Estimates as of Dec 31, 2011.

Families with all parents working & children under age 6	72%
Median Family Income	\$59,408
Average Weekly Income	\$1,142

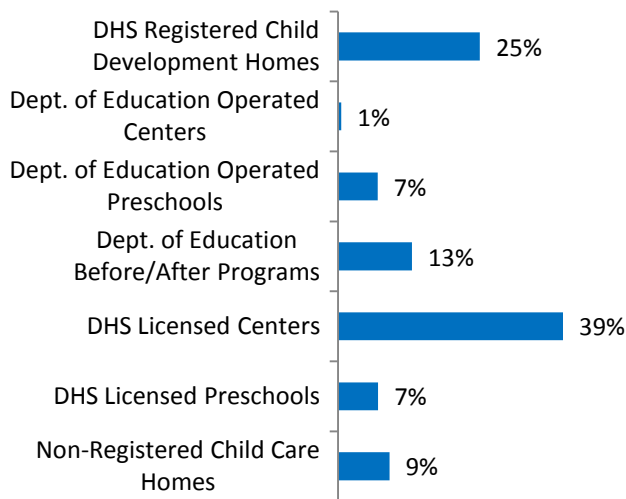
Data source: State Library of Iowa, www.iowadatecenter.org



www.iowaccrr.org

1-877-216-8481

## Percent of Program Spaces



CCR&R may not have all DOE programs listed since they are not regulated by DHS.

## 3,084 Total PROGRAMS listed with CCR&R

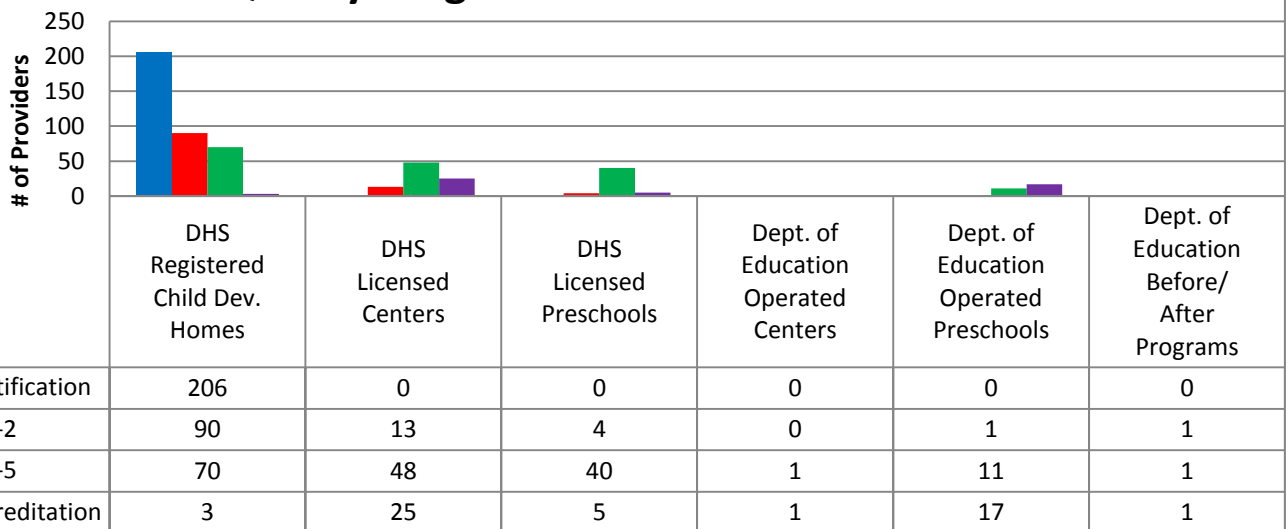
- 1,432 DHS Registered Child Development Homes
- 6 Dept. of Education Operated Centers
- 127 Dept. of Education Operated Preschools
- 65 Dept. of Education Before/After Programs
- 248 DHS Licensed Centers
- 124 DHS Licensed Preschools
- 1,082 Non-Registered Child Care Homes

## 60,434 Total SPACES listed with CCR&R

- 14,909 DHS Registered Child Development Homes
- 338 Dept. of Education Operated Centers
- 4,166 Dept. of Education Operated Preschools
- 7,758 Dept. of Education Before/After Programs
- 23,647 DHS Licensed Centers
- 4,207 DHS Licensed Preschools
- 5,409 Non-Registered Child Care Homes

\*School District Dept of Education programs are not licensed by DHS but meet Standards for Child Care adopted by the State Board of Education.

## Quality Programs for Providers



\* Programs may choose to participate in more than one quality measure. The number of QRS Providers changes monthly.

Go to <http://www.dhs.state.ia.us/iqrs/> for up-to-date information.

\*Centers, Preschools and Before/After school programs do not qualify for ChildNet Certification.

**For a family earning the median income of \$59,408 with an infant in child care they would pay:**

- 12% of their income before taxes, if their child was in a registered home
- 16% of their income before taxes, if their child was in a licensed center

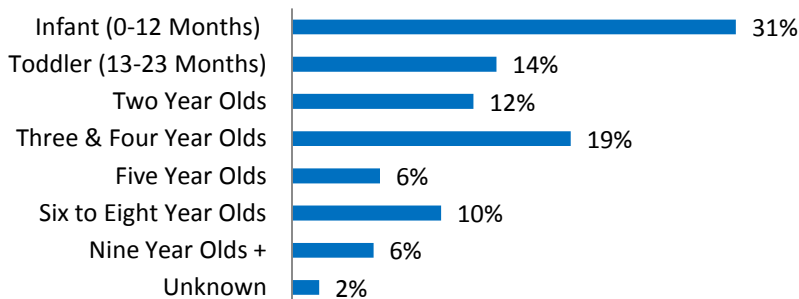
Data source: State Library of Iowa, [www.iowadatacenter.org](http://www.iowadatacenter.org).

**Out of 3,084 child care programs, 2,172 programs report they accept DHS Child Care Assistance funded children.**

Child Care Rates Average Per Week	Infant (0-12 Months)	Toddler (13-23 Months)	Two Year Olds	Three Year Olds	Four & Five Year Olds	Before & After School	Full Time School-Age
DHS Registered Child Development Homes	\$132.06	\$130.59	\$127.86	\$125.62	\$123.90	\$63.25	\$110.81
DHS Licensed Centers	\$184.70	\$183.18	\$163.22	\$153.96	\$149.25	\$80.18	\$129.39

\* Providers may charge by the month, week, day or hour.

### Percent of Requests for Child Care by Age



### Range of Preschool Tuition Rates per month - by age

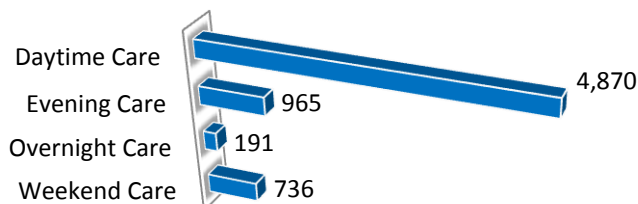
	Lowest	Highest
Three Yr Olds	\$50.00	\$360.00
Four Yr Olds +	\$50.00	\$360.00

\*Preschool classes range from 1-5 days a week.

\*Free preschool programs are not included in the rate ranges above.

**CCR&R referred 3097 families with 4978 children to child care providers.**

### Requests for Child Care by Type



\*Families may request more than one type of care for their child(ren).

Requests for Child Care data is from July 1, 2011 - June 30, 2012.

Data provided by Child Care Resource & Referral using NACCRRAware as of July 1, 2012 unless otherwise noted.