

Region 2 Northeast Iowa - July 2012

Total Region Population	512,989
Children ages 0 through 5	38,965
Children ages 6 through 9	25,849
Children ages 10 through 12	19,546

Data source: Woods & Poole Population Estimates as of Dec 31, 2011.

Families with all parents working & children under age 6	75%
Median Family Income	\$58,326
Average Weekly Income	\$1,122

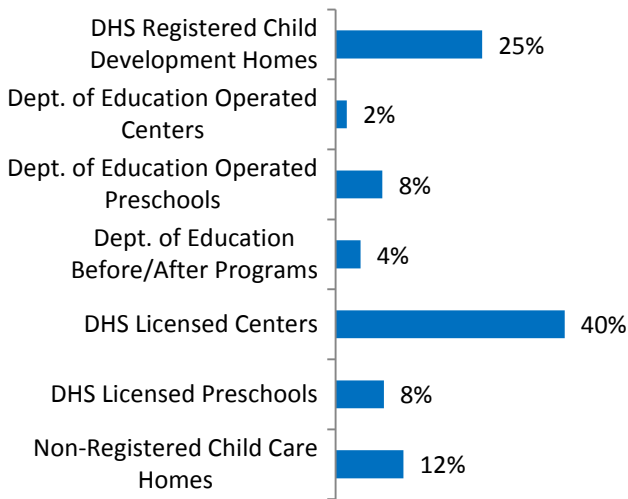
Data source: State Library of Iowa, www.iowadatatcenter.org



www.iowaccrr.org

1-877-216-8481

Percent of Program Spaces



CCR&R may not have all DOE programs listed since they are not regulated by DHS.

1,759 Total PROGRAMS listed with CCR&R

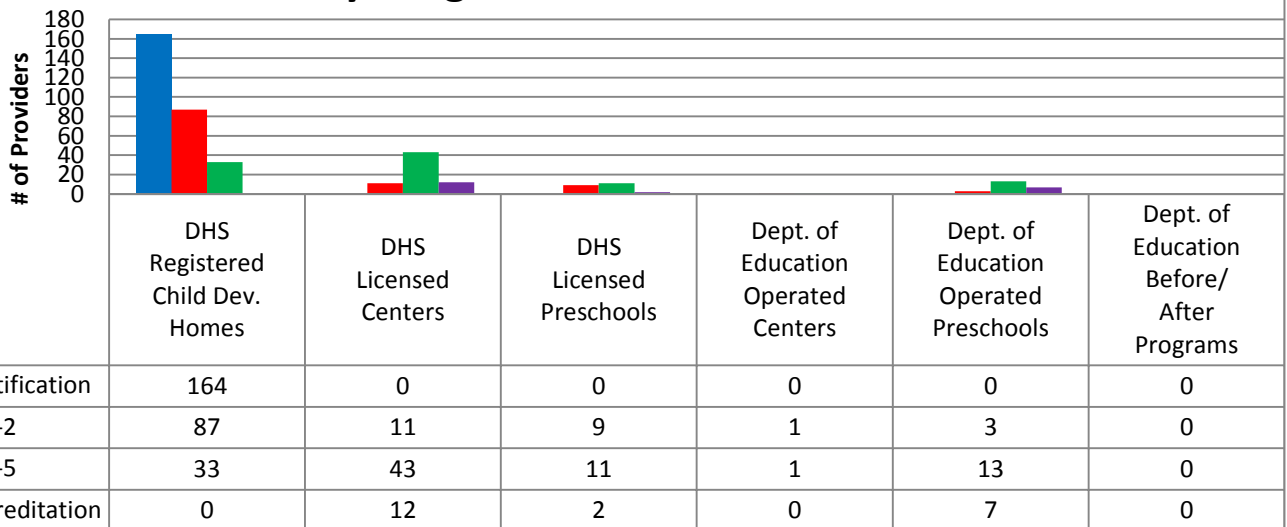
- 682 DHS Registered Child Development Homes
- 15 Dept. of Education Operated Centers
- 104 Dept. of Education Operated Preschools
- 26 Dept. of Education Before/After Programs
- 150 DHS Licensed Centers
- 82 DHS Licensed Preschools
- 700 Non-Registered Child Care Homes

29,618 Total SPACES listed with CCR&R

- 7,552 DHS Registered Child Development Homes
- 582 Dept. of Education Operated Centers
- 2,413 Dept. of Education Operated Preschools
- 1,280 Dept. of Education Before/After Programs
- 11,802 DHS Licensed Centers
- 2,489 DHS Licensed Preschools
- 3,500 Non-Registered Child Care Homes

*School District Dept of Education programs are not licensed by DHS but meet Standards for Child Care adopted by the State Board of Education.

Quality Programs for Providers



* Programs may choose to participate in more than one quality measure. The number of QRS Providers changes monthly.

Go to <http://www.dhs.state.ia.us/iqrs/> for up-to-date information.

*Centers, Preschools and Before/After school programs do not qualify for ChildNet Certification.

For a family earning the median income of \$58,326 with an infant in child care they would pay:

- 11% of their income before taxes, if their child was in a registered home
- 14% of their income before taxes, if their child was in a licensed center

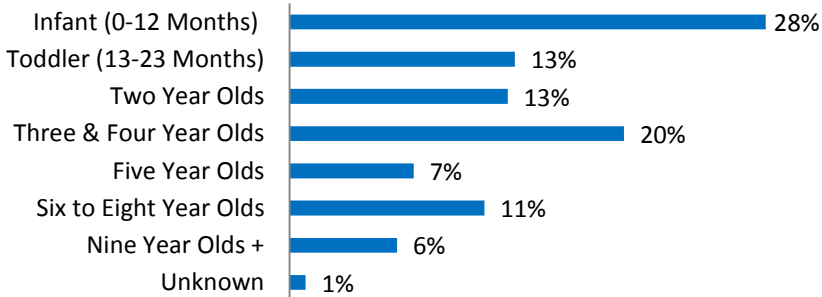
Data source: State Library of Iowa, www.iowadatatcenter.org.

Out of 1759 child care programs, 1351 programs report they accept DHS Child Care Assistance funded children.

Child Care Rates Average Per Week	Infant (0-12 Months)	Toddler (13-23 Months)	Two Year Olds	Three Year Olds	Four & Five Year Olds	Before & After School	Full Time School-Age
DHS Registered Child Development Homes	\$116.26	\$114.75	\$113.21	\$113.07	\$112.28	\$50.96	\$110.57
DHS Licensed Centers	\$146.94	\$146.00	\$134.73	\$127.85	\$127.03	\$53.63	\$126.96

* Providers may charge by the month, week, day or hour.

Percent of Requests for Child Care by Age



Range of Preschool Tuition Rates per month - by age

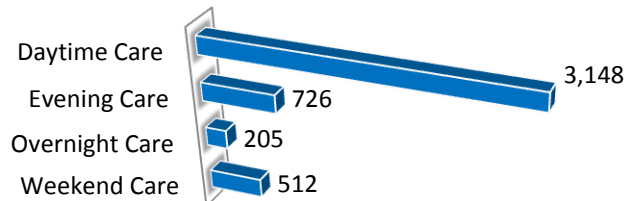
	Lowest	Highest
Three Yr Olds	\$40.00	\$250.00
Four Yr Olds +	\$45.00	\$250.00

*Preschool classes range from 1-5 days a week.

*Free preschool programs are not included in the rate ranges above.

CCR&R referred 1928 families with 3254 children to child care providers.

Requests for Child Care by Type



*Families may request more than one type of care for their child(ren).

Requests for Child Care data is from July 1, 2011 - June 30, 2012.

Data provided by Child Care Resource & Referral using NACCRRAware as of July 1, 2012 unless otherwise noted.