

Poweshiek County - July 2012

Total County Population	18,876
Children ages 0 through 5	1,217
Children ages 6 through 9	855
Children ages 10 through 12	704

Data source: Woods & Poole Population Estimates as of Dec 31, 2011.

Families with all parents working & children under age 6	83.9%
Median Family Income	\$65,744
Average Weekly Income	\$1,264


Data source: State Library of Iowa, www.iowadatacenter.org



www.iowaccrr.org

1-877-216-8481

Percent of Program Spaces



CCR&R may not have all DOE programs listed since they are not regulated by DHS.

63 Total PROGRAMS listed with CCR&R


- 33 DHS Registered Child Development Homes
 - 0 Dept. of Education Operated Centers
 - 3 Dept. of Education Operated Preschools
 - 0 Dept. of Education Before/After Programs
- 10 DHS Licensed Centers
 - 3 DHS Licensed Preschools
- 14 Non-Registered Child Care Homes

1,084 Total SPACES listed with CCR&R

- 360 DHS Registered Child Development Homes
 - 0 Dept. of Education Operated Centers
 - 66 Dept. of Education Operated Preschools
 - 0 Dept. of Education Before/After Programs
- 519 DHS Licensed Centers
 - 69 DHS Licensed Preschools
- 70 Non-Registered Child Care Homes

*School District Dept of Education programs are not licensed by DHS but meet Standards for Child Care adopted by the State Board of Education.

Quality Programs for Providers



* Programs may choose to participate in more than one quality measure. The number of QRS Providers changes monthly.

Go to <http://www.dhs.state.ia.us/iqrs/> for up-to-date information.

*Centers, Preschools and Before/After school programs do not qualify for ChildNet Certification.

For a family earning the median income of \$65,744 with an infant in child care they would pay:

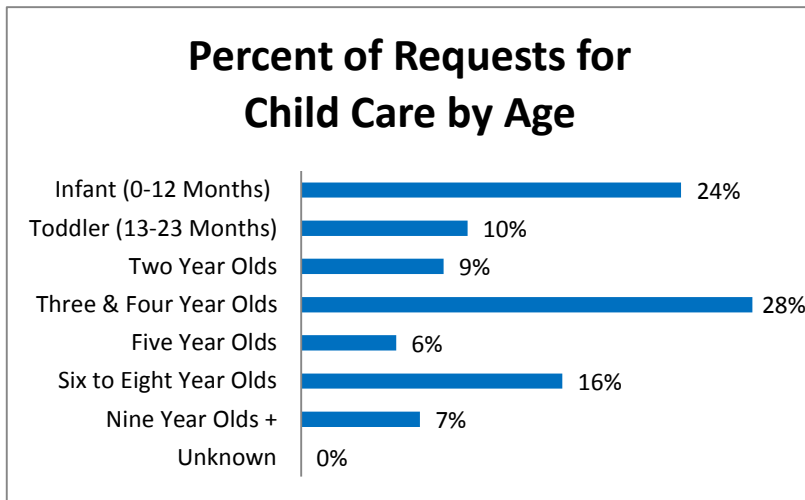
- 8% of their income before taxes, if their child was in a registered home
- 15% of their income before taxes, if their child was in a licensed center

Data source: State Library of Iowa, www.iowadatecenter.org.

Out of 63 child care programs, 50 programs report they accept DHS Child Care Assistance funded children.

Child Care Rates Average Per Week	Infant (0-12 Months)	Toddler (13-23 Months)	Two Year Olds	Three Year Olds	Four & Five Year Olds	Before & After School	Full Time School-Age
DHS Registered Child Development Homes	\$105.28	\$103.16	\$102.33	\$100.79	\$100.79	\$40.83	\$100.00
DHS Licensed Centers	\$184.00	\$184.00	\$165.00	\$165.00	\$150.00	\$45.00	\$125.00

** Providers may charge by the month, week, day or hour.*



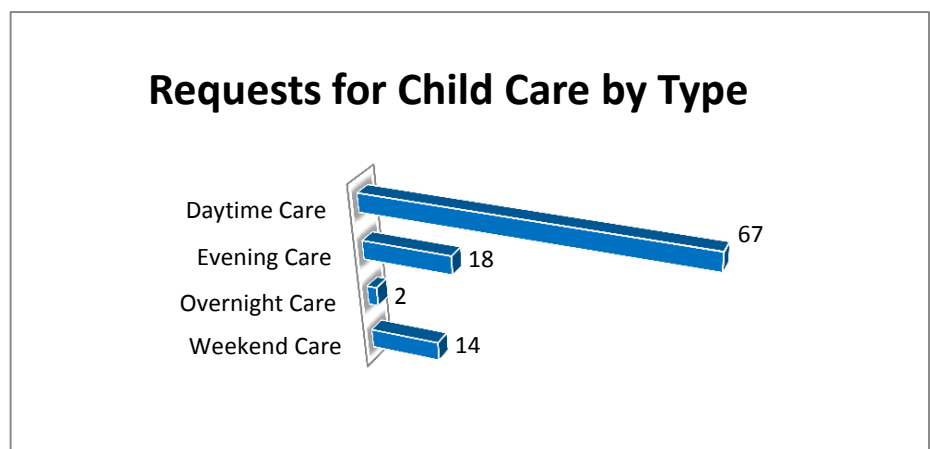
Range of Preschool Tuition Rates per month - by age

	Lowest	Highest
Three Yr Olds	\$72.00	\$180.00
Four Yr Olds +	\$60.00	\$180.00

**Preschool classes range from 1-5 days a week.*

**Free preschool programs are not included in the rate ranges above.*

CCR&R referred 33 families with 68 children to child care providers.



**Families may request more than one type of care for their child(ren).*

Requests for Child Care data is from July 1, 2011 - June 30, 2012.

Data provided by Child Care Resource & Referral using NACCRRAware as of July 1, 2012 unless otherwise noted.