

# Muscatine County - July 2012

Total County Population	42,918
Children ages 0 through 5	3,680
Children ages 6 through 9	2,507
Children ages 10 through 12	1,919

Data source: Woods & Poole Population Estimates as of Dec 31, 2011.

Families with all parents working & children under age 6	72.6%
Median Family Income	\$61,445
Average Weekly Income	\$1,182


Data source: State Library of Iowa, www.iowadatecenter.org



www.iowaccrr.org

1-877-216-8481

## Percent of Program Spaces



CCR&R may not have all DOE programs listed since they are not regulated by DHS.

## 133 Total PROGRAMS listed with CCR&R

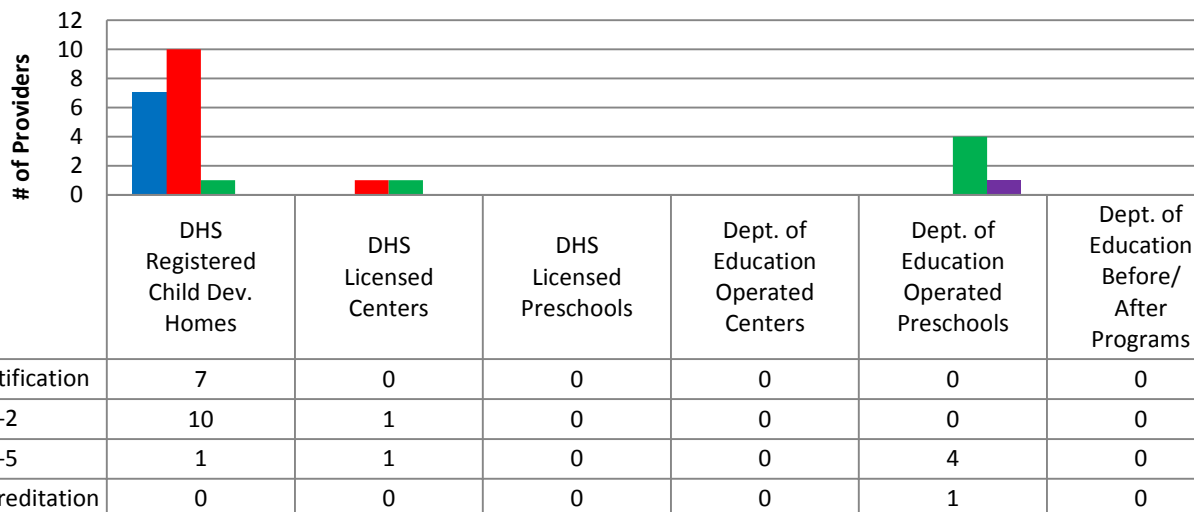
- 68 DHS Registered Child Development Homes
- 0 Dept. of Education Operated Centers
- 8 Dept. of Education Operated Preschools
- 0 Dept. of Education Before/After Programs
- 10 DHS Licensed Centers
- 5 DHS Licensed Preschools
- 42 Non-Registered Child Care Homes

## 1,880 Total SPACES listed with CCR&R

- 736 DHS Registered Child Development Homes
- 0 Dept. of Education Operated Centers
- 171 Dept. of Education Operated Preschools
- 0 Dept. of Education Before/After Programs
- 556 DHS Licensed Centers
- 207 DHS Licensed Preschools
- 210 Non-Registered Child Care Homes

\*School District Dept of Education programs are not licensed by DHS but meet Standards for Child Care adopted by the State Board of Education.

## Quality Programs for Providers



\* Programs may choose to participate in more than one quality measure. The number of QRS Providers changes monthly.

Go to <http://www.dhs.state.ia.us/iqrs/> for up-to-date information.

\*Centers, Preschools and Before/After school programs do not qualify for ChildNet Certification.

**For a family earning the median income of \$61,445 with an infant in child care they would pay:**

- 10% of their income before taxes, if their child was in a registered home
- 13% of their income before taxes, if their child was in a licensed center

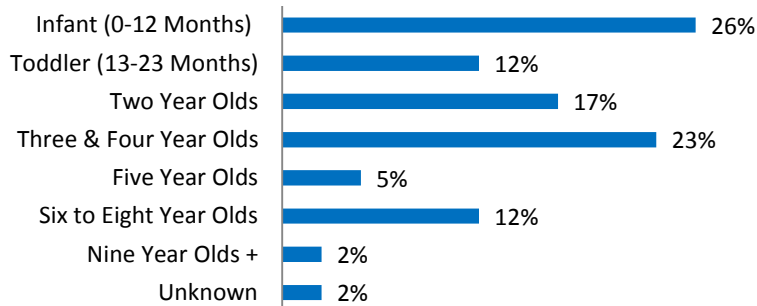
*Data source: State Library of Iowa, www.iowadatecenter.org.*

**Out of 133 child care programs, 115 programs report they accept DHS Child Care Assistance funded children.**

Child Care Rates Average Per Week	Infant (0-12 Months)	Toddler (13-23 Months)	Two Year Olds	Three Year Olds	Four & Five Year Olds	Before & After School	Full Time School-Age
DHS Registered Child Development Homes	\$118.20	\$116.15	\$112.35	\$111.95	\$109.55	\$48.06	\$109.20
DHS Licensed Centers	\$157.33	\$157.33	\$147.33	\$139.25	\$138.00	\$65.00	\$125.00

*\* Providers may charge by the month, week, day or hour.*

### Percent of Requests for Child Care by Age



### Range of Preschool Tuition Rates per month - by age

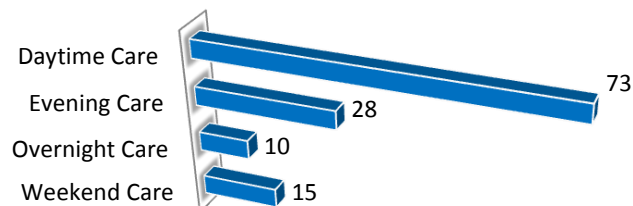
	Lowest	Highest
Three Yr Olds	\$68.00	\$80.00
Four Yr Olds +	\$85.00	\$95.00

*\*Preschool classes range from 1-5 days a week.*

*\*Free preschool programs are not included in the rate ranges above.*

**CCR&R referred 55 families with 82 children to child care providers.**

### Requests for Child Care by Type



*\*Families may request more than one type of care for their child(ren).*

*Requests for Child Care data is from July 1, 2011 - June 30, 2012.*

*Data provided by Child Care Resource & Referral using NACCRRAware as of July 1, 2012 unless otherwise noted.*