

Montgomery County - July 2012

| | |
|-----------------------------|--------|
| Total County Population | 10,683 |
| Children ages 0 through 5 | 707 |
| Children ages 6 through 9 | 534 |
| Children ages 10 through 12 | 454 |

Data source: Woods & Poole Population Estimates as of Dec 31, 2011.

| | |
|--|----------|
| Families with all parents working & children under age 6 | 83% |
| Median Family Income | \$50,595 |
| Average Weekly Income | \$973 |

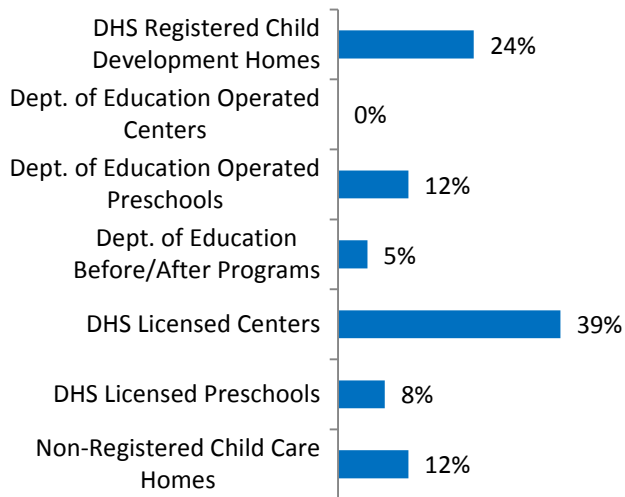
Data source: State Library of Iowa, www.iowadatascenter.org



www.iowaccrr.org

1-877-216-8481

Percent of Program Spaces



CCR&R may not have all DOE programs listed since they are not regulated by DHS.

31 Total PROGRAMS listed with CCR&R

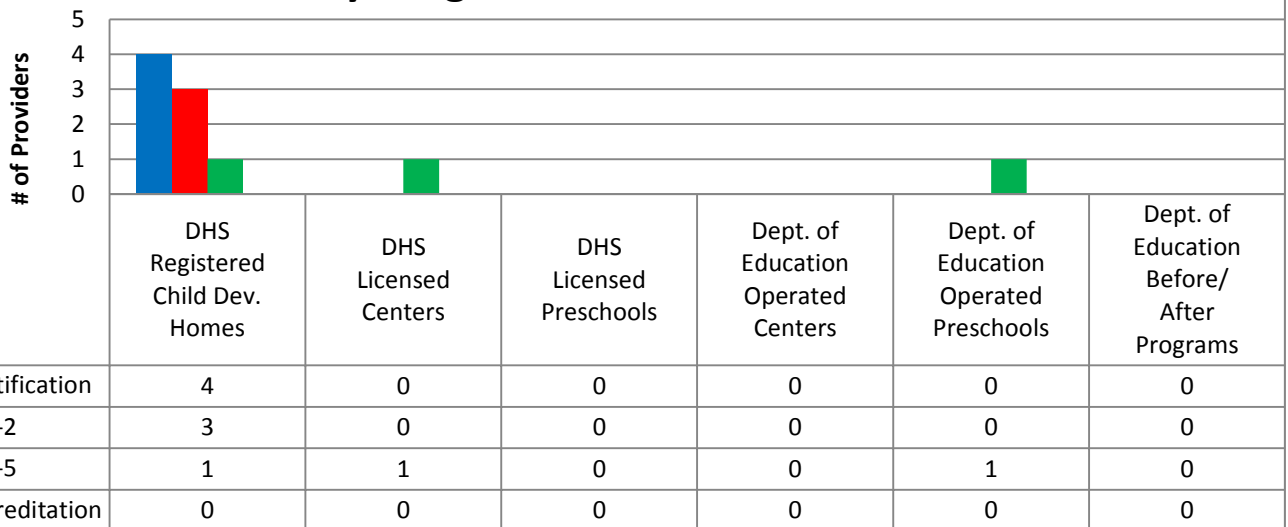
- 10 DHS Registered Child Development Homes
- 0 Dept. of Education Operated Centers
- 3 Dept. of Education Operated Preschools
- 1 Dept. of Education Before/After Programs
- 3 DHS Licensed Centers
- 2 DHS Licensed Preschools
- 12 Non-Registered Child Care Homes

491 Total SPACES listed with CCR&R

- 116 DHS Registered Child Development Homes
- 0 Dept. of Education Operated Centers
- 60 Dept. of Education Operated Preschools
- 25 Dept. of Education Before/After Programs
- 190 DHS Licensed Centers
- 40 DHS Licensed Preschools
- 60 Non-Registered Child Care Homes

*School District Dept of Education programs are not licensed by DHS but meet Standards for Child Care adopted by the State Board of Education.

Quality Programs for Providers



* Programs may choose to participate in more than one quality measure. The number of QRS Providers changes monthly.

Go to <http://www.dhs.state.ia.us/iqrs/> for up-to-date information.

*Centers, Preschools and Before/After school programs do not qualify for ChildNet Certification.

For a family earning the median income of \$50,595 with an infant in child care they would pay:

- 11% of their income before taxes, if their child was in a registered home
- 13% of their income before taxes, if their child was in a licensed center

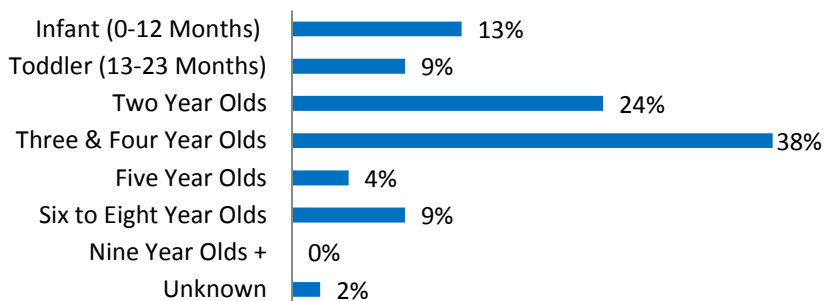
Data source: State Library of Iowa, www.iowadatacenter.org.

Out of 31 child care programs, 24 programs report they accept DHS Child Care Assistance funded children.

| Child Care Rates Average Per Week | Infant (0-12 Months) | Toddler (13-23 Months) | Two Year Olds | Three Year Olds | Four & Five Year Olds | Before & After School | Full Time School-Age |
|--|----------------------|------------------------|---------------|-----------------|-----------------------|-----------------------|----------------------|
| DHS Registered Child Development Homes | \$105.75 | \$105.75 | \$105.75 | \$105.75 | \$105.75 | \$99.90 | \$110.70 |
| DHS Licensed Centers | \$129.30 | \$129.30 | \$113.92 | \$111.42 | \$108.80 | \$40.40 | \$105.80 |

* Providers may charge by the month, week, day or hour.

Percent of Requests for Child Care by Age



Range of Preschool Tuition Rates per month - by age

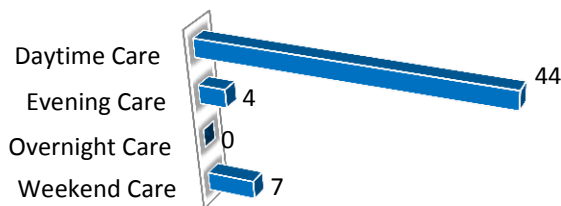
| | Lowest | Highest |
|----------------|---------|---------|
| Three Yr Olds | \$75.00 | \$75.00 |
| Four Yr Olds + | N/A | N/A |

*Preschool classes range from 1-5 days a week.

*Free preschool programs are not included in the rate ranges above.

CCR&R referred 24 families with 45 children to child care providers.

Requests for Child Care by Type



*Families may request more than one type of care for their child(ren).
Requests for Child Care data is from July 1, 2011 - June 30, 2012.

Data provided by Child Care Resource & Referral using NACCRRAware as of July 1, 2012 unless otherwise noted.