

# Mitchell County - July 2012

Total County Population	10,785
Children ages 0 through 5	796
Children ages 6 through 9	579
Children ages 10 through 12	475

Data source: Woods & Poole Population Estimates as of Dec 31, 2011.

Families with all parents working & children under age 6	71%
Median Family Income	\$63,356
Average Weekly Income	\$1,218

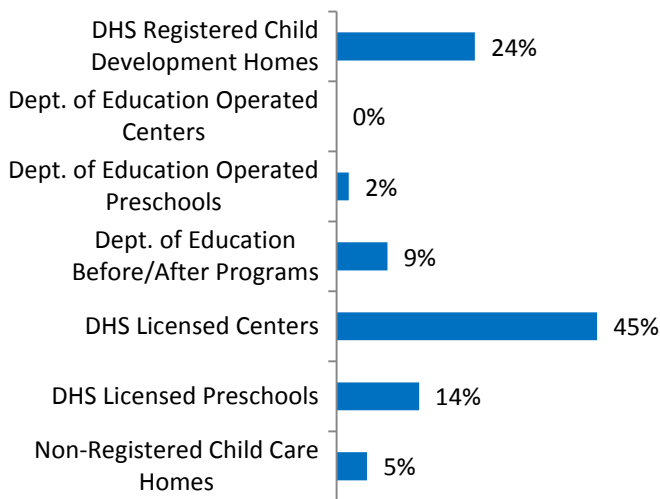
Data source: State Library of Iowa, www.iowadatatcenter.org



www.iowaccrr.org

1-877-216-8481

## Percent of Program Spaces



CCR&R may not have all DOE programs listed since they are not regulated by DHS.

## 28 Total PROGRAMS listed with CCR&R

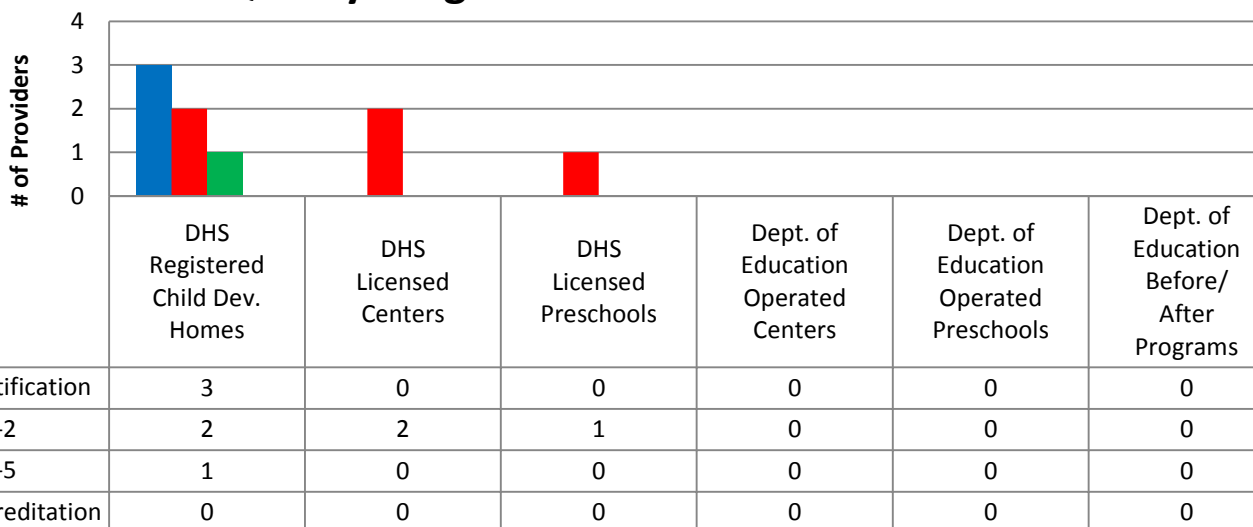
- 12 DHS Registered Child Development Homes
- 0 Dept. of Education Operated Centers
- 1 Dept. of Education Operated Preschools
- 1 Dept. of Education Before/After Programs
- 4 DHS Licensed Centers
- 4 DHS Licensed Preschools
- 6 Non-Registered Child Care Homes

## 565 Total SPACES listed with CCR&R

- 136 DHS Registered Child Development Homes
- 0 Dept. of Education Operated Centers
- 12 Dept. of Education Operated Preschools
- 50 Dept. of Education Before/After Programs
- 256 DHS Licensed Centers
- 81 DHS Licensed Preschools
- 30 Non-Registered Child Care Homes

\*School District Dept of Education programs are not licensed by DHS but meet Standards for Child Care adopted by the State Board of Education.

## Quality Programs for Providers



\* Programs may choose to participate in more than one quality measure. The number of QRS Providers changes monthly.

Go to <http://www.dhs.state.ia.us/iqrs/> for up-to-date information.

\*Centers, Preschools and Before/After school programs do not qualify for ChildNet Certification.

**For a family earning the median income of \$63,356 with an infant in child care they would pay:**

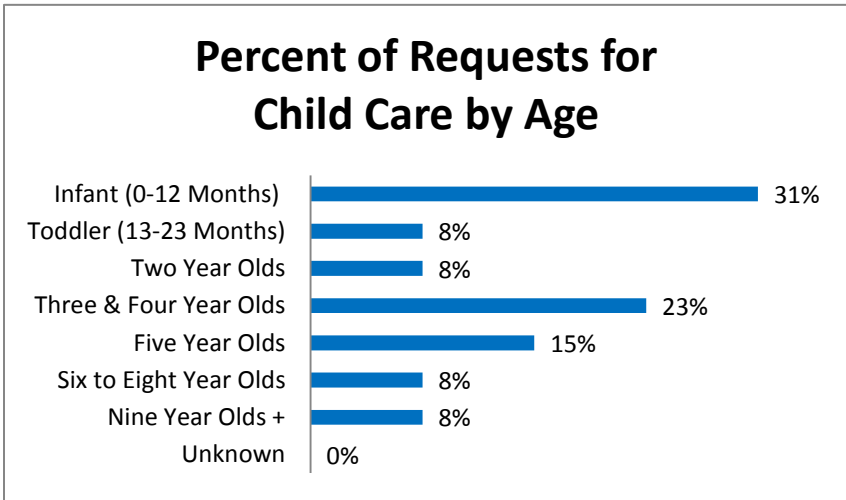
- 11% of their income before taxes, if their child was in a registered home
- 14% of their income before taxes, if their child was in a licensed center

Data source: State Library of Iowa, [www.iowadatatcenter.org](http://www.iowadatatcenter.org).

**Out of 28 child care programs, 21 programs report they accept DHS Child Care Assistance funded children.**

Child Care Rates	Infant (0-12 Months)	Toddler (13-23 Months)	Two Year Olds	Three Year Olds	Four & Five Year Olds	Before & After School	Full Time School-Age
Average Per Week							
DHS Registered Child Development Homes	\$117.90	\$112.95	\$112.95	\$112.95	\$112.95	\$49.60	\$111.60
DHS Licensed Centers	\$135.00	\$135.00	\$128.25	\$128.25	\$128.25	\$57.00	\$128.25

\* Providers may charge by the month, week, day or hour.



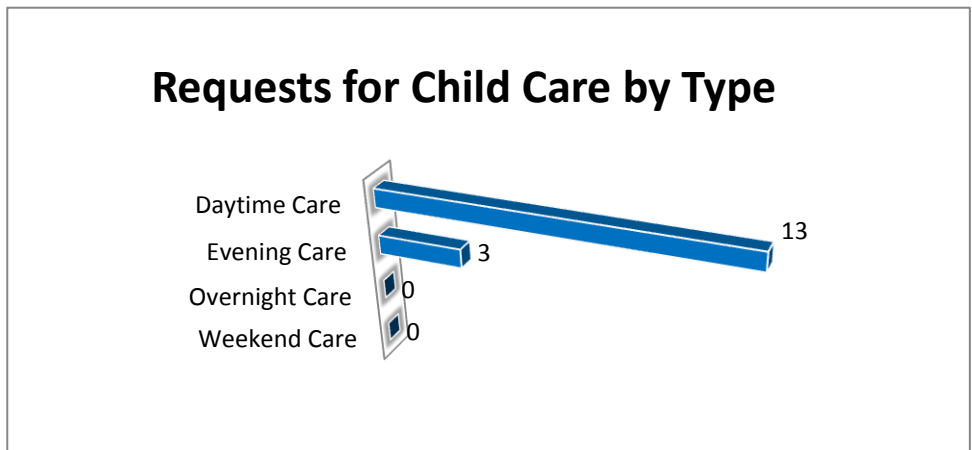
### Range of Preschool Tuition Rates per month - by age

	Lowest	Highest
Three Yr Olds	\$58.00	\$58.00
Four Yr Olds +	\$50.00	\$78.00

\*Preschool classes range from 1-5 days a week.

\*Free preschool programs are not included in the rate ranges above.

**CCR&R referred 8 families with 13 children to child care providers.**



\*Families may request more than one type of care for their child(ren).

Requests for Child Care data is from July 1, 2011 - June 30, 2012.

Data provided by Child Care Resource & Referral using NACCRRAware as of July 1, 2012 unless otherwise noted.