

Marshall County - July 2012

Total County Population	40,722
Children ages 0 through 5	3,449
Children ages 6 through 9	2,228
Children ages 10 through 12	1,756

Data source: Woods & Poole Population Estimates as of Dec 31, 2011.

Families with all parents working & children under age 6	64%
Median Family Income	\$55,716
Average Weekly Income	\$1,071

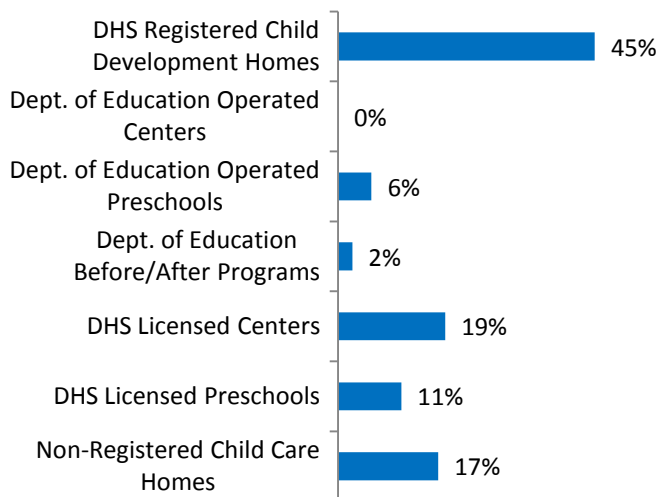
Data source: State Library of Iowa, www.iowadatascenter.org



www.iowaccrr.org

1-877-216-8481

Percent of Program Spaces



CCR&R may not have all DOE programs listed since they are not regulated by DHS.

154 Total PROGRAMS listed with CCR&R

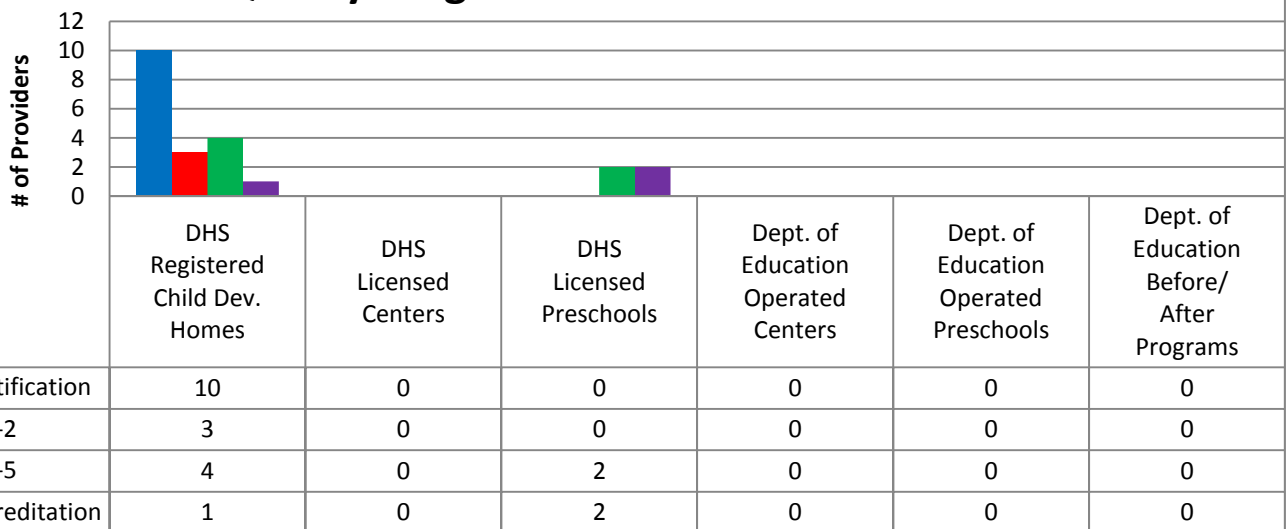
- 74 DHS Registered Child Development Homes
- 0 Dept. of Education Operated Centers
- 3 Dept. of Education Operated Preschools
- 1 Dept. of Education Before/After Programs
- 5 DHS Licensed Centers
- 8 DHS Licensed Preschools
- 63 Non-Registered Child Care Homes

1,809 Total SPACES listed with CCR&R

- 808 DHS Registered Child Development Homes
- 0 Dept. of Education Operated Centers
- 105 Dept. of Education Operated Preschools
- 45 Dept. of Education Before/After Programs
- 337 DHS Licensed Centers
- 199 DHS Licensed Preschools
- 315 Non-Registered Child Care Homes

*School District Dept of Education programs are not licensed by DHS but meet Standards for Child Care adopted by the State Board of Education.

Quality Programs for Providers



* Programs may choose to participate in more than one quality measure. The number of QRS Providers changes monthly.

Go to <http://www.dhs.state.ia.us/iqrs/> for up-to-date information.

*Centers, Preschools and Before/After school programs do not qualify for ChildNet Certification.

For a family earning the median income of \$55,716 with an infant in child care they would pay:

- 11% of their income before taxes, if their child was in a registered home
- 16% of their income before taxes, if their child was in a licensed center

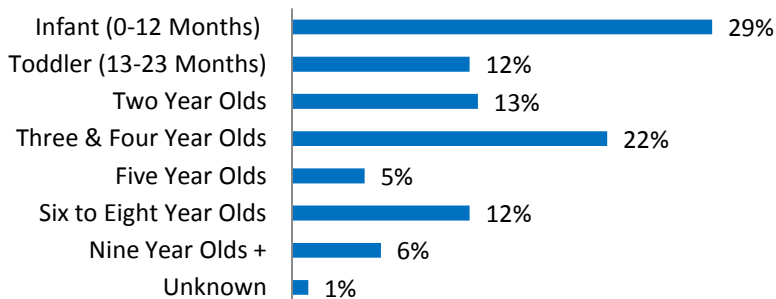
Data source: State Library of Iowa, www.iowadatacenter.org.

Out of 154 child care programs, 105 programs report they accept DHS Child Care Assistance funded children.

Child Care Rates Average Per Week	Infant (0-12 Months)	Toddler (13-23 Months)	Two Year Olds	Three Year Olds	Four & Five Year Olds	Before & After School	Full Time School-Age
DHS Registered Child Development Homes	\$117.22	\$116.84	\$113.72	\$113.34	\$110.93	\$53.38	\$108.25
DHS Licensed Centers	\$175.00	\$175.00	\$155.00	\$150.00	\$145.00	\$40.00	\$130.00

* Providers may charge by the month, week, day or hour.

Percent of Requests for Child Care by Age



Range of Preschool Tuition Rates per month - by age

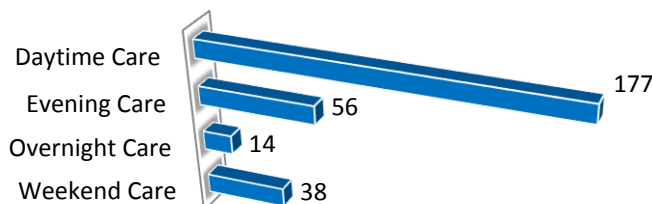
	Lowest	Highest
Three Yr Olds	\$85.00	\$85.00
Four Yr Olds +	\$85.00	\$85.00

*Preschool classes range from 1-5 days a week.

*Free preschool programs are not included in the rate ranges above.

CCR&R referred 110 families with 180 children to child care providers.

Requests for Child Care by Type



*Families may request more than one type of care for their child(ren).

Requests for Child Care data is from July 1, 2011 - June 30, 2012.

Data provided by Child Care Resource & Referral using NACCRRAware as of July 1, 2012 unless otherwise noted.