

Linn County - July 2012

Total County Population	<u>212,973</u>
Children ages 0 through 5	<u>17,152</u>
Children ages 6 through 9	<u>11,657</u>
Children ages 10 through 12	<u>9,111</u>

Data source: Woods & Poole Population Estimates as of Dec 31, 2011.

Families with all parents working & children under age 6	<u>76%</u>
Median Family Income	<u>\$69,250</u>
Average Weekly Income	<u>\$1,332</u>


Data source: State Library of Iowa, www.iowadatacenter.org



www.iowaccrr.org

1-877-216-8481

Percent of Program Spaces



CCR&R may not have all DOE programs listed since they are not regulated by DHS.

637 Total PROGRAMS listed with CCR&R

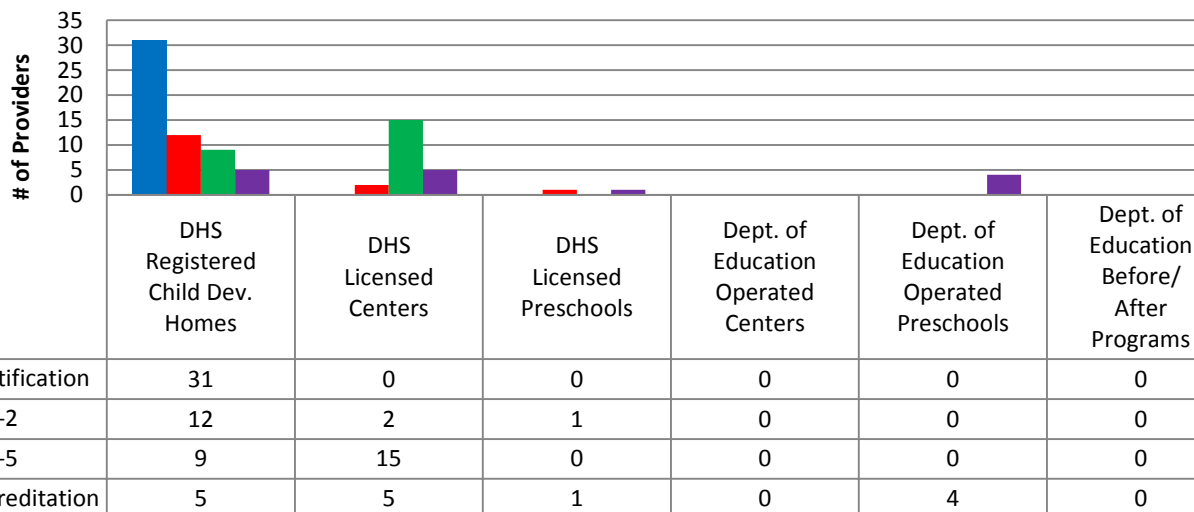
- 203 DHS Registered Child Development Homes
 - 0 Dept. of Education Operated Centers
 - 10 Dept. of Education Operated Preschools
 - 2 Dept. of Education Before/After Programs
- 109 DHS Licensed Centers
 - 22 DHS Licensed Preschools
- 291 Non-Registered Child Care Homes

13,546 Total SPACES listed with CCR&R

- 2,164 DHS Registered Child Development Homes
 - 0 Dept. of Education Operated Centers
 - 396 Dept. of Education Operated Preschools
 - 65 Dept. of Education Before/After Programs
- 8,421 DHS Licensed Centers
- 1,045 DHS Licensed Preschools
- 1,455 Non-Registered Child Care Homes

*School District Dept of Education programs are not licensed by DHS but meet Standards for Child Care adopted by the State Board of Education.

Quality Programs for Providers



* Programs may choose to participate in more than one quality measure. The number of QRS Providers changes monthly.

Go to <http://www.dhs.state.ia.us/iqrs/> for up-to-date information.

*Centers, Preschools and Before/After school programs do not qualify for ChildNet Certification.

For a family earning the median income of \$69,250 with an infant in child care they would pay:

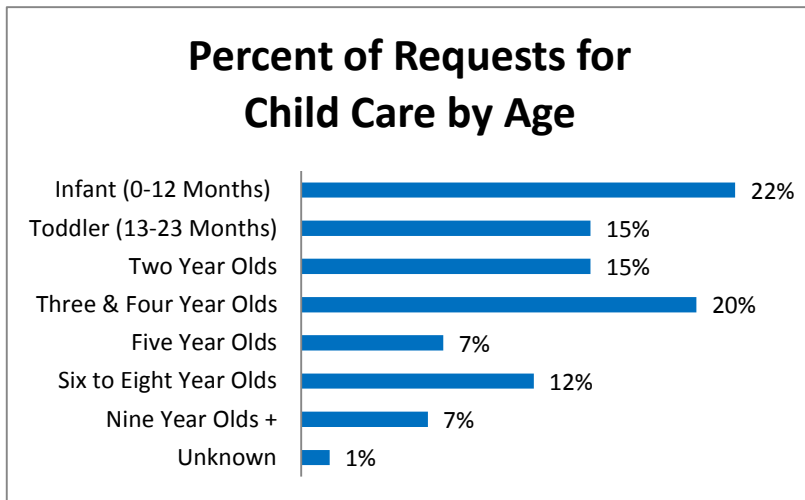
- 10% of their income before taxes, if their child was in a registered home
- 14% of their income before taxes, if their child was in a licensed center

Data source: State Library of Iowa, www.iowadatecenter.org.

Out of 637 child care programs, 468 programs report they accept DHS Child Care Assistance funded children.

Child Care Rates Average Per Week	Infant (0-12 Months)	Toddler (13-23 Months)	Two Year Olds	Three Year Olds	Four & Five Year Olds	Before & After School	Full Time School-Age
DHS Registered Child Development Homes	\$128.16	\$126.82	\$123.09	\$121.74	\$120.26	\$60.47	\$116.06
DHS Licensed Centers	\$180.17	\$177.86	\$157.64	\$148.32	\$132.52	\$77.46	\$136.06

** Providers may charge by the month, week, day or hour.*



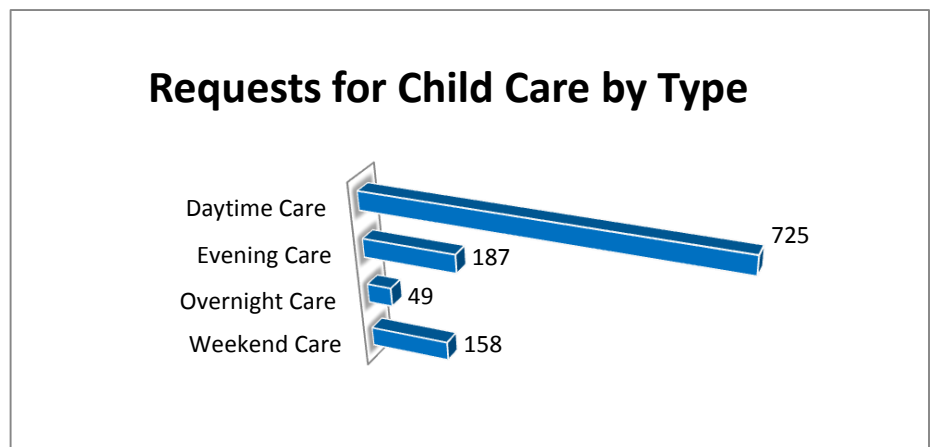
Range of Preschool Tuition Rates per month - by age

	Lowest	Highest
Three Yr Olds	\$65.00	\$310.00
Four Yr Olds +	\$90.00	\$310.00

**Preschool classes range from 1-5 days a week.*

**Free preschool programs are not included in the rate ranges above.*

CCR&R referred 492 families with 750 children to child care providers.



**Families may request more than one type of care for their child(ren).*

Requests for Child Care data is from July 1, 2011 - June 30, 2012.

Data provided by Child Care Resource & Referral using NACCRRAware as of July 1, 2012 unless otherwise noted.