

Jones County - July 2012

Total County Population	20,683
Children ages 0 through 5	1,451
Children ages 6 through 9	1,025
Children ages 10 through 12	790

Data source: Woods & Poole Population Estimates as of Dec 31, 2011.

Families with all parents working & children under age 6	74.4%
Median Family Income	\$59,167
Average Weekly Income	\$1,138

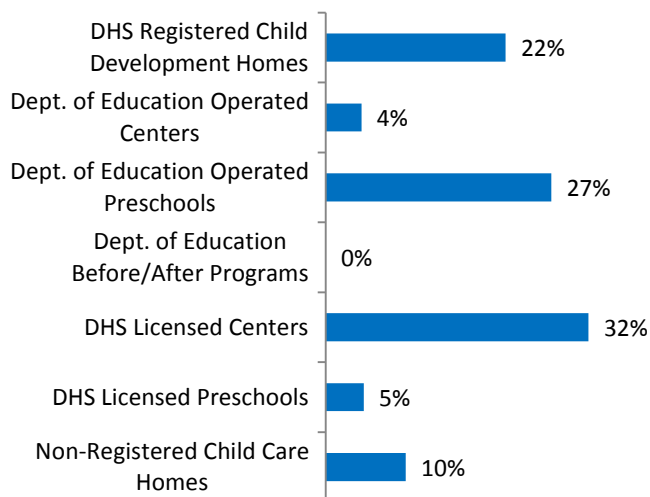
Data source: State Library of Iowa, www.iowadatecenter.org



www.iowaccrr.org

1-877-216-8481

Percent of Program Spaces



CCR&R may not have all DOE programs listed since they are not regulated by DHS.

56 Total PROGRAMS listed with CCR&R

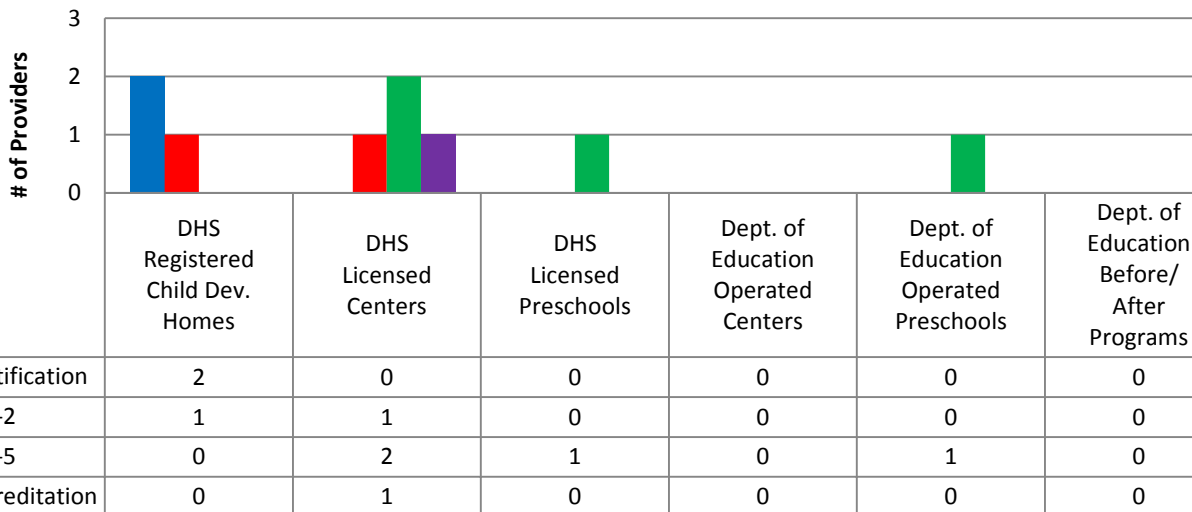
- 20 DHS Registered Child Development Homes
 - 1 Dept. of Education Operated Centers
 - 6 Dept. of Education Operated Preschools
 - 0 Dept. of Education Before/After Programs
- 7 DHS Licensed Centers
 - 1 DHS Licensed Preschools
- 21 Non-Registered Child Care Homes

1,079 Total SPACES listed with CCR&R

- 236 DHS Registered Child Development Homes
 - 47 Dept. of Education Operated Centers
 - 296 Dept. of Education Operated Preschools
 - 0 Dept. of Education Before/After Programs
- 345 DHS Licensed Centers
 - 50 DHS Licensed Preschools
- 105 Non-Registered Child Care Homes

*School District Dept of Education programs are not licensed by DHS but meet Standards for Child Care adopted by the State Board of Education.

Quality Programs for Providers



* Programs may choose to participate in more than one quality measure. The number of QRS Providers changes monthly.

Go to <http://www.dhs.state.ia.us/iqrs/> for up-to-date information.

*Centers, Preschools and Before/After school programs do not qualify for ChildNet Certification.

For a family earning the median income of \$59,167 with an infant in child care they would pay:

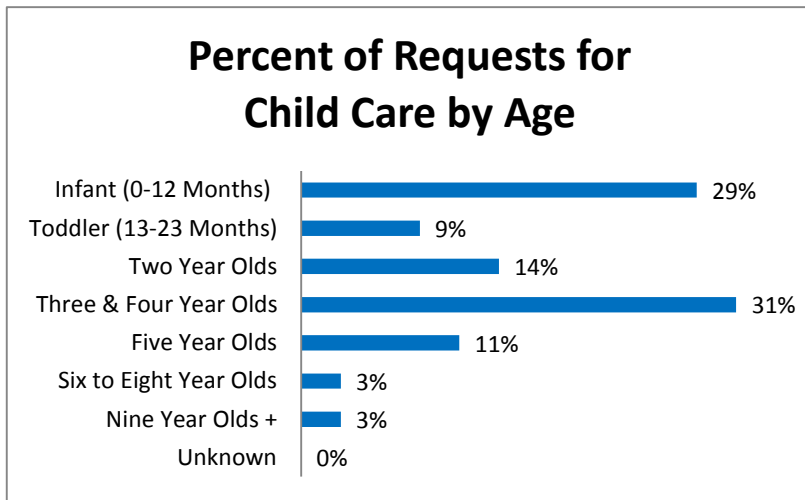
- 10% of their income before taxes, if their child was in a registered home
- 12% of their income before taxes, if their child was in a licensed center

Data source: State Library of Iowa, www.iowadatecenter.org.

Out of 56 child care programs, 44 programs report they accept DHS Child Care Assistance funded children.

Child Care Rates Average Per Week	Infant (0-12 Months)	Toddler (13-23 Months)	Two Year Olds	Three Year Olds	Four & Five Year Olds	Before & After School	Full Time School-Age
DHS Registered Child Development Homes	\$118.08	\$116.54	\$115.77	\$115.00	\$113.08	\$58.89	\$108.33
DHS Licensed Centers	\$135.00	\$133.33	\$128.33	\$126.67	\$125.00	\$59.25	\$115.00

** Providers may charge by the month, week, day or hour.*



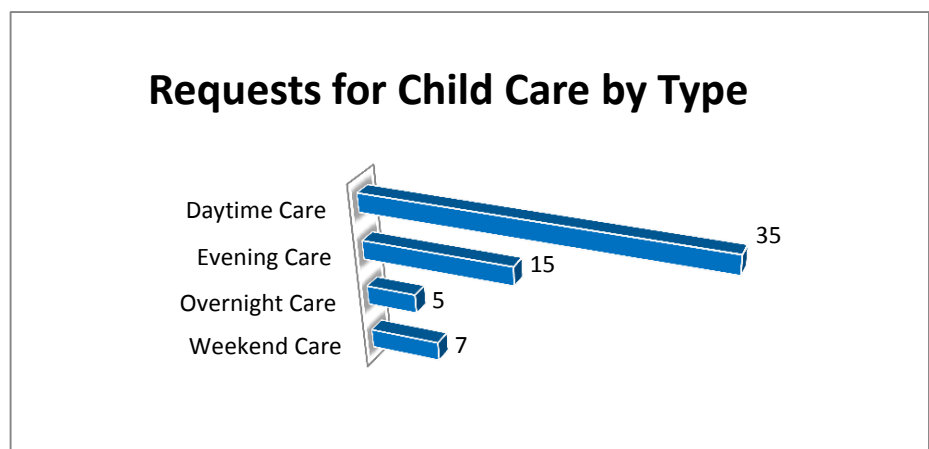
Range of Preschool Tuition Rates per month - by age

	Lowest	Highest
Three Yr Olds	\$75.00	\$160.00
Four Yr Olds +	\$80.00	\$110.00

**Preschool classes range from 1-5 days a week.*

**Free preschool programs are not included in the rate ranges above.*

CCR&R referred 20 families with 35 children to child care providers.



**Families may request more than one type of care for their child(ren).*

Requests for Child Care data is from July 1, 2011 - June 30, 2012.

Data provided by Child Care Resource & Referral using NACCRRAware as of July 1, 2012 unless otherwise noted.