

# Johnson County - July 2012

Total County Population	133,984
Children ages 0 through 5	9,955
Children ages 6 through 9	6,008
Children ages 10 through 12	4,229

Data source: Woods & Poole Population Estimates as of Dec 31, 2011.

Families with all parents working & children under age 6	66.7%
Median Family Income	\$74,547
Average Weekly Income	\$1,434

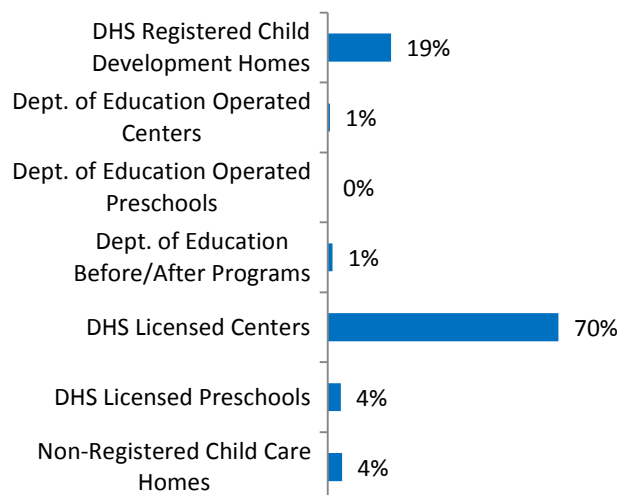
Data source: State Library of Iowa, [www.iowadatacenter.org](http://www.iowadatacenter.org)



[www.iowaccrr.org](http://www.iowaccrr.org)

1-877-216-8481

## Percent of Program Spaces



CCR&R may not have all DOE programs listed since they are not regulated by DHS.

## 272 Total PROGRAMS listed with CCR&R

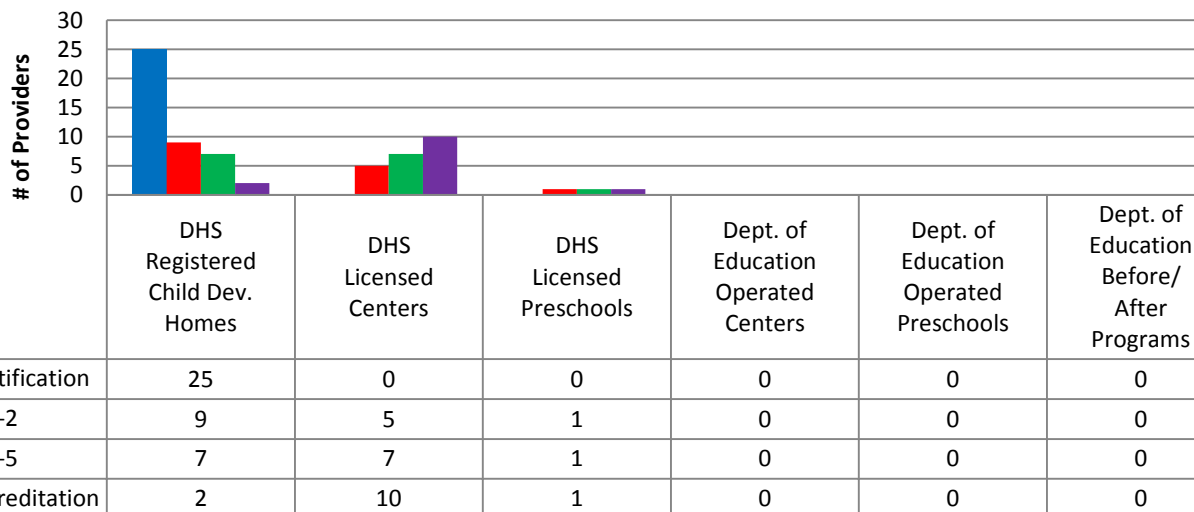
- 124 DHS Registered Child Development Homes
  - 1 Dept. of Education Operated Centers
  - 0 Dept. of Education Operated Preschools
  - 5 Dept. of Education Before/After Programs
- 73 DHS Licensed Centers
- 9 DHS Licensed Preschools
- 60 Non-Registered Child Care Homes

## 6,876 Total SPACES listed with CCR&R

- 1,324 DHS Registered Child Development Homes
  - 50 Dept. of Education Operated Centers
  - 0 Dept. of Education Operated Preschools
  - 100 Dept. of Education Before/After Programs
- 4,829 DHS Licensed Centers
- 273 DHS Licensed Preschools
- 300 Non-Registered Child Care Homes

\*School District Dept of Education programs are not licensed by DHS but meet Standards for Child Care adopted by the State Board of Education.

## Quality Programs for Providers



\* Programs may choose to participate in more than one quality measure. The number of QRS Providers changes monthly.

Go to <http://www.dhs.state.ia.us/iqrs/> for up-to-date information.

\*Centers, Preschools and Before/After school programs do not qualify for ChildNet Certification.

**For a family earning the median income of \$74,547 with an infant in child care they would pay:**

- 10% of their income before taxes, if their child was in a registered home
- 14% of their income before taxes, if their child was in a licensed center

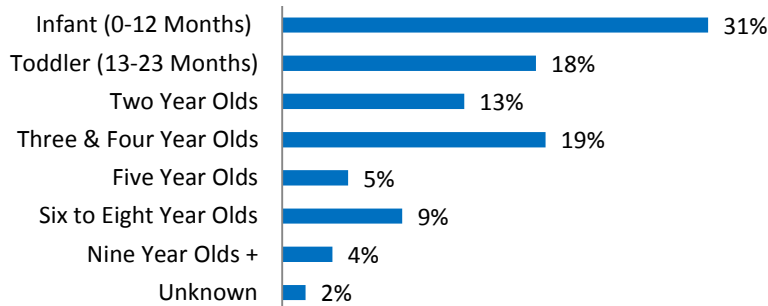
*Data source: State Library of Iowa, www.iowadatecenter.org.*

**Out of 272 child care programs, 198 programs report they accept DHS Child Care Assistance funded children.**

Child Care Rates Average Per Week	Infant (0-12 Months)	Toddler (13-23 Months)	Two Year Olds	Three Year Olds	Four & Five Year Olds	Before & After School	Full Time School-Age
DHS Registered Child Development Homes	\$144.44	\$143.58	\$142.37	\$141.07	\$140.69	\$51.94	\$136.02
DHS Licensed Centers	\$201.20	\$198.26	\$179.47	\$164.36	\$159.02	\$74.08	\$143.95

*\* Providers may charge by the month, week, day or hour.*

### Percent of Requests for Child Care by Age



### Range of Preschool Tuition Rates per month - by age

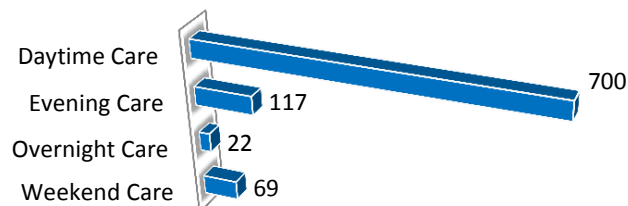
	Lowest	Highest
Three Yr Olds	\$90.00	\$300.00
Four Yr Olds +	\$115.00	\$300.00

*\*Preschool classes range from 1-5 days a week.*

*\*Free preschool programs are not included in the rate ranges above.*

**CCR&R referred 507 families with 715 children to child care providers.**

### Requests for Child Care by Type



*\*Families may request more than one type of care for their child(ren).*

*Requests for Child Care data is from July 1, 2011 - June 30, 2012.*

*Data provided by Child Care Resource & Referral using NACCRRAware as of July 1, 2012 unless otherwise noted.*