

Jasper County - July 2012

Total County Population	36,819
Children ages 0 through 5	2,598
Children ages 6 through 9	1,934
Children ages 10 through 12	1,426

Data source: Woods & Poole Population Estimates as of Dec 31, 2011.

Families with all parents working & children under age 6	70%
Median Family Income	\$56,484
Average Weekly Income	\$1,086

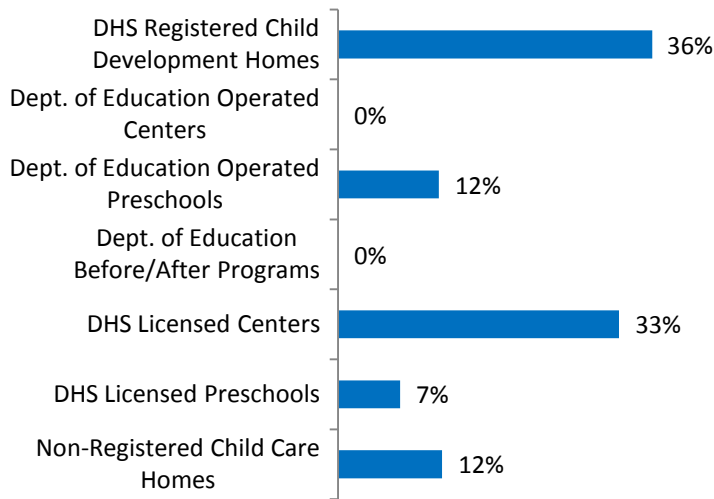
Data source: State Library of Iowa, www.iowadatecenter.org



www.iowaccrr.org

1-877-216-8481

Percent of Program Spaces



CCR&R may not have all DOE programs listed since they are not regulated by DHS.

127 Total PROGRAMS listed with CCR&R

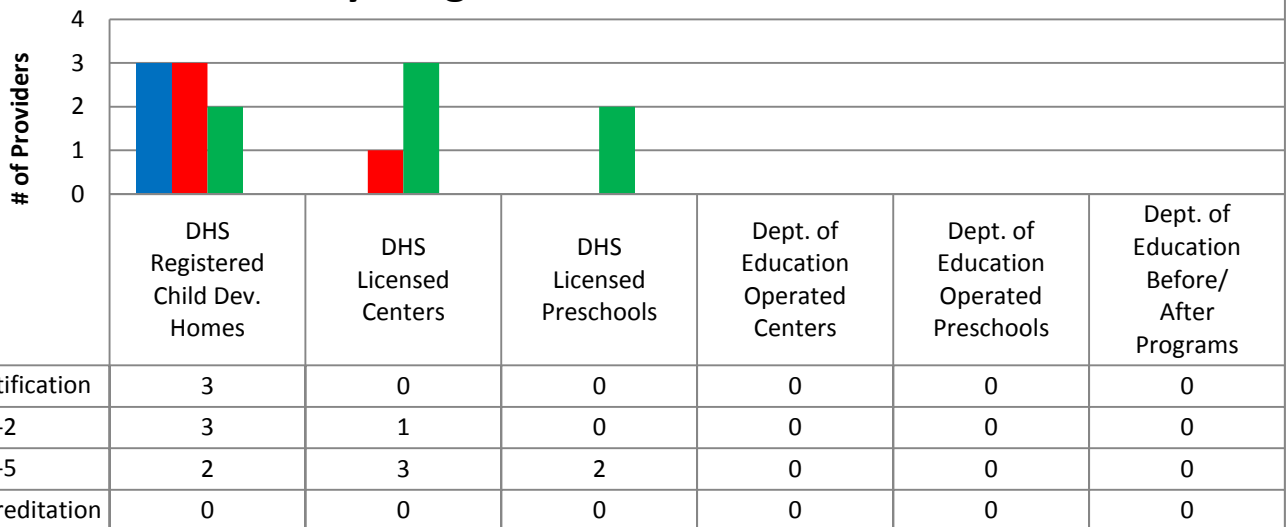
- 63 DHS Registered Child Development Homes
- 0 Dept. of Education Operated Centers
- 5 Dept. of Education Operated Preschools
- 0 Dept. of Education Before/After Programs
- 9 DHS Licensed Centers
- 5 DHS Licensed Preschools
- 45 Non-Registered Child Care Homes

1,865 Total SPACES listed with CCR&R

- 680 DHS Registered Child Development Homes
- 0 Dept. of Education Operated Centers
- 218 Dept. of Education Operated Preschools
- 0 Dept. of Education Before/After Programs
- 608 DHS Licensed Centers
- 134 DHS Licensed Preschools
- 225 Non-Registered Child Care Homes

*School District Dept of Education programs are not licensed by DHS but meet Standards for Child Care adopted by the State Board of Education.

Quality Programs for Providers



* Programs may choose to participate in more than one quality measure. The number of QRS Providers changes monthly.

Go to <http://www.dhs.state.ia.us/iqrs/> for up-to-date information.

*Centers, Preschools and Before/After school programs do not qualify for ChildNet Certification.

For a family earning the median income of \$56,484 with an infant in child care they would pay:

- 11% of their income before taxes, if their child was in a registered home
- 14% of their income before taxes, if their child was in a licensed center

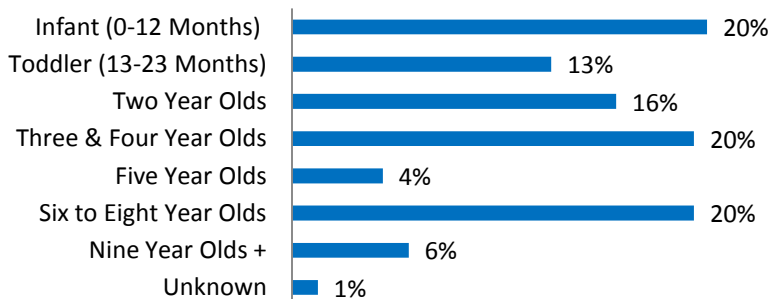
Data source: State Library of Iowa, www.iowadatacenter.org.

Out of 127 child care programs, 103 programs report they accept DHS Child Care Assistance funded children.

Child Care Rates Average Per Week	Infant (0-12 Months)	Toddler (13-23 Months)	Two Year Olds	Three Year Olds	Four & Five Year Olds	Before & After School	Full Time School-Age
DHS Registered Child Development Homes	\$120.48	\$117.71	\$114.23	\$113.12	\$111.03	\$54.73	\$103.95
DHS Licensed Centers	\$151.50	\$151.50	\$133.29	\$124.14	\$122.00	\$72.29	\$112.71

* Providers may charge by the month, week, day or hour.

Percent of Requests for Child Care by Age



Range of Preschool Tuition Rates per month - by age

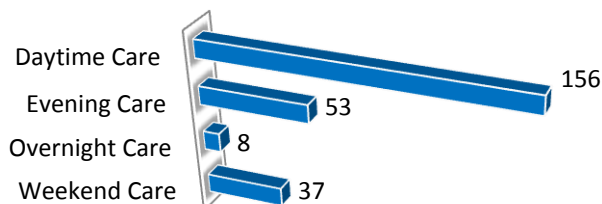
	Lowest	Highest
Three Yr Olds	\$65.00	\$110.00
Four Yr Olds +	\$65.00	\$110.00

*Preschool classes range from 1-5 days a week.

*Free preschool programs are not included in the rate ranges above.

CCR&R referred 87 families with 157 children to child care providers.

Requests for Child Care by Type



*Families may request more than one type of care for their child(ren).

Requests for Child Care data is from July 1, 2011 - June 30, 2012.

Data provided by Child Care Resource & Referral using NACCRRAware as of July 1, 2012 unless otherwise noted.