

# Jackson County - July 2012

Total County Population	19,831
Children ages 0 through 5	1,340
Children ages 6 through 9	960
Children ages 10 through 12	827

Data source: Woods & Poole Population Estimates as of Dec 31, 2011.

Families with all parents working & children under age 6	69.4%
Median Family Income	\$54,210
Average Weekly Income	\$1,043

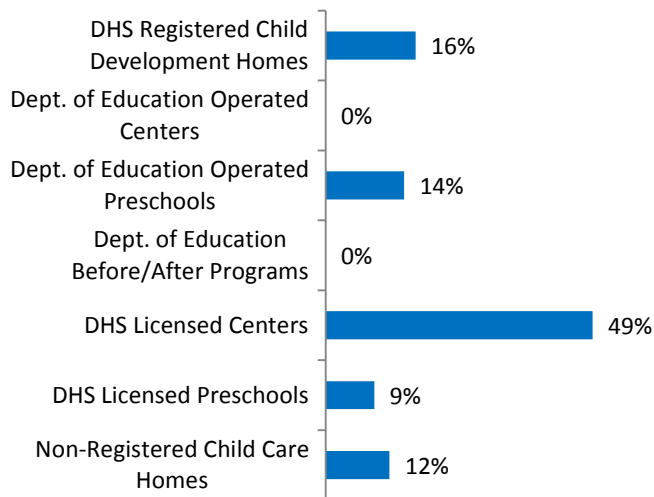
Data source: State Library of Iowa, [www.iowadatacenter.org](http://www.iowadatacenter.org)



[www.iowaccrr.org](http://www.iowaccrr.org)

1-877-216-8481

## Percent of Program Spaces



CCR&R may not have all DOE programs listed since they are not regulated by DHS.

## 43 Total PROGRAMS listed with CCR&R

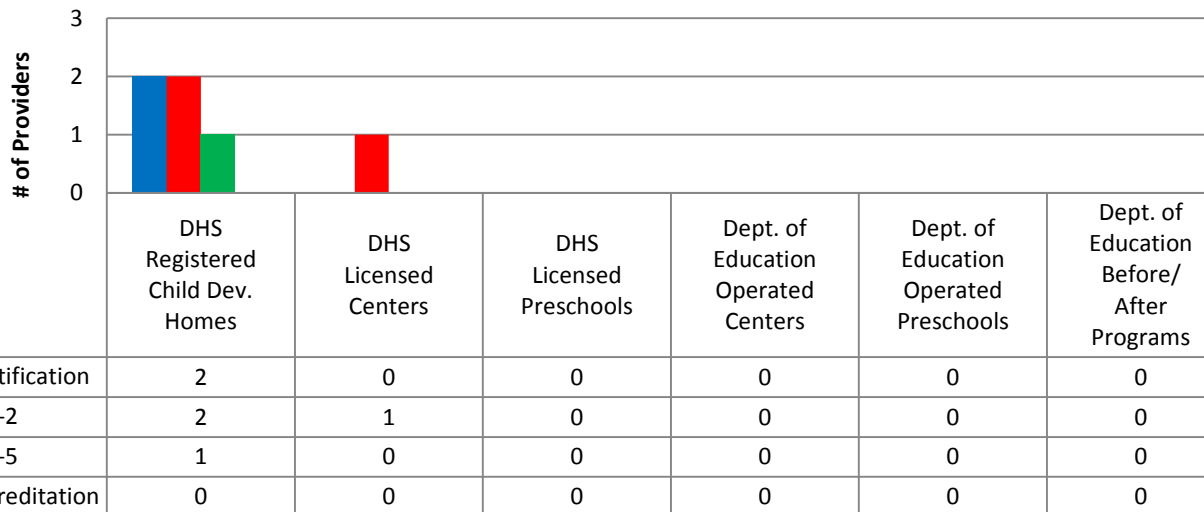
- 12 DHS Registered Child Development Homes
- 0 Dept. of Education Operated Centers
- 4 Dept. of Education Operated Preschools
- 0 Dept. of Education Before/After Programs
- 5 DHS Licensed Centers
- 1 DHS Licensed Preschools
- 21 Non-Registered Child Care Homes

## 901 Total SPACES listed with CCR&R

- 148 DHS Registered Child Development Homes
- 0 Dept. of Education Operated Centers
- 129 Dept. of Education Operated Preschools
- 0 Dept. of Education Before/After Programs
- 439 DHS Licensed Centers
- 80 DHS Licensed Preschools
- 105 Non-Registered Child Care Homes

\*School District Dept of Education programs are not licensed by DHS but meet Standards for Child Care adopted by the State Board of Education.

## Quality Programs for Providers



\* Programs may choose to participate in more than one quality measure. The number of QRS Providers changes monthly.

Go to <http://www.dhs.state.ia.us/iqrs/> for up-to-date information.

\*Centers, Preschools and Before/After school programs do not qualify for ChildNet Certification.

**For a family earning the median income of \$54,210 with an infant in child care they would pay:**

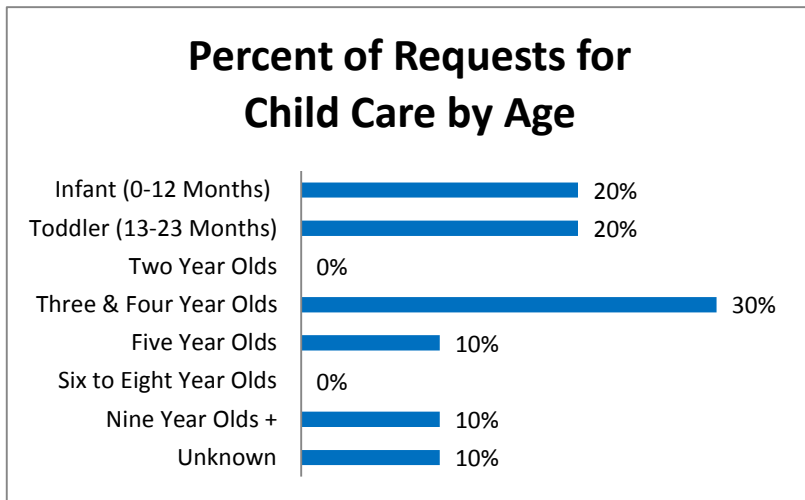
- 11% of their income before taxes, if their child was in a registered home
- 13% of their income before taxes, if their child was in a licensed center

*Data source: State Library of Iowa, www.iowadatecenter.org.*

**Out of 43 child care programs, 38 programs report they accept DHS Child Care Assistance funded children.**

Child Care Rates Average Per Week	Infant (0-12 Months)	Toddler (13-23 Months)	Two Year Olds	Three Year Olds	Four & Five Year Olds	Before & After School	Full Time School-Age
DHS Registered Child Development Homes	\$111.15	\$111.15	\$109.80	\$108.90	\$108.90	\$47.60	\$107.10
DHS Licensed Centers	\$131.40	\$131.40	\$131.40	\$117.00	\$117.00	\$52.00	\$105.00

*\* Providers may charge by the month, week, day or hour.*



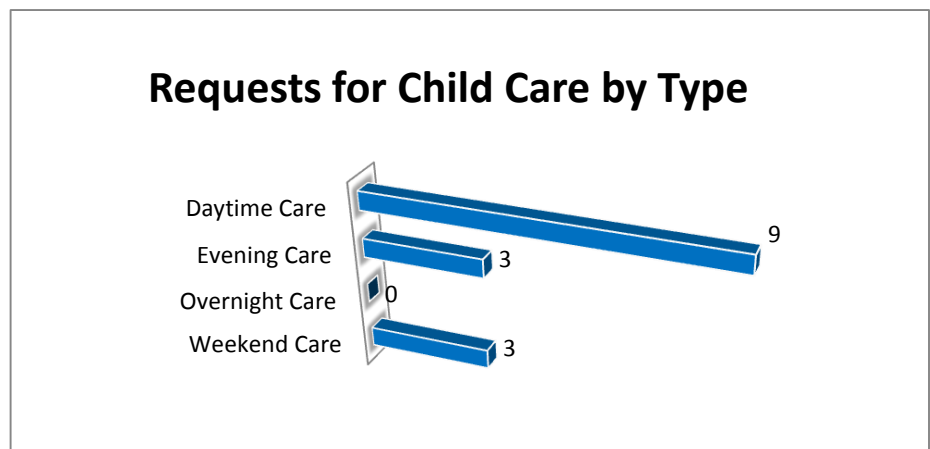
### Range of Preschool Tuition Rates per month - by age

	Lowest	Highest
Three Yr Olds	\$60.00	\$60.00
Four Yr Olds +	\$110.00	\$110.00

*\*Preschool classes range from 1-5 days a week.*

*\*Free preschool programs are not included in the rate ranges above.*

**CCR&R referred 6 families with 10 children to child care providers.**



*\*Families may request more than one type of care for their child(ren).*

*Requests for Child Care data is from July 1, 2011 - June 30, 2012.*

*Data provided by Child Care Resource & Referral using NACCRRAware as of July 1, 2012 unless otherwise noted.*