

# Henry County - July 2012

Total County Population	20,099
Children ages 0 through 5	1,415
Children ages 6 through 9	1,007
Children ages 10 through 12	809

Data source: Woods & Poole Population Estimates as of Dec 31, 2011.

Families with all parents working & children under age 6	69.6%
Median Family Income	\$53,985
Average Weekly Income	\$1,038

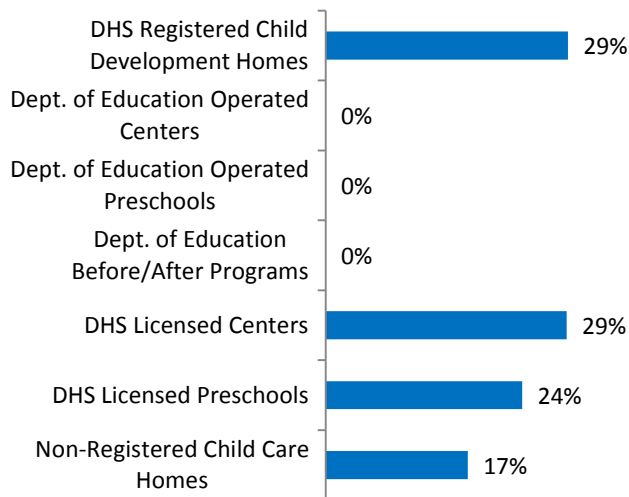
Data source: State Library of Iowa, www.iowadatecenter.org



www.iowaccrr.org

1-877-216-8481

## Percent of Program Spaces



CCR&R may not have all DOE programs listed since they are not regulated by DHS.

## 50 Total PROGRAMS listed with CCR&R

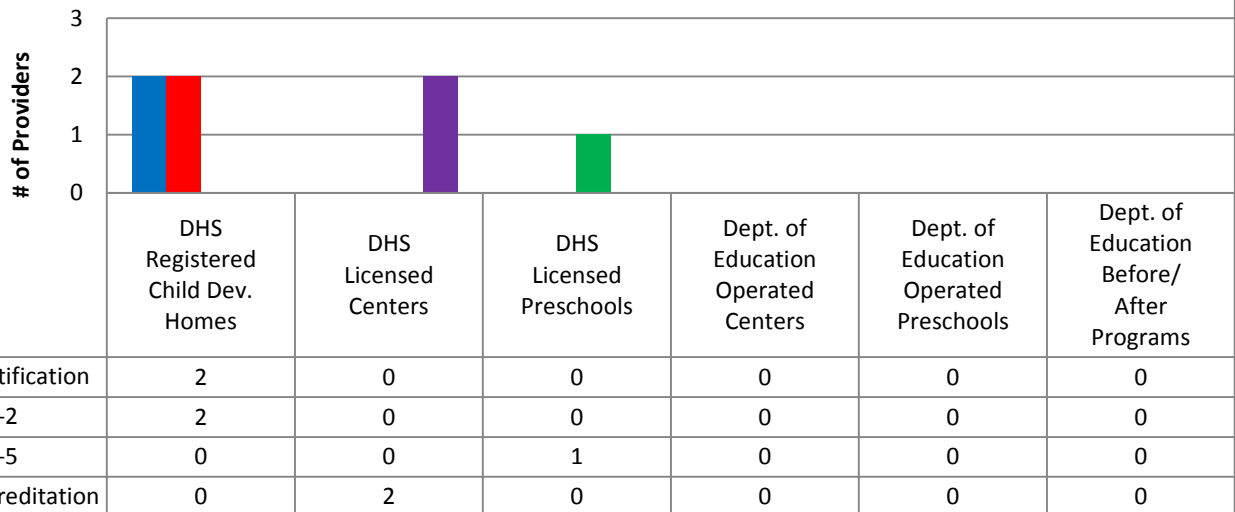
- 18 DHS Registered Child Development Homes
  - 0 Dept. of Education Operated Centers
  - 0 Dept. of Education Operated Preschools
  - 0 Dept. of Education Before/After Programs
- 3 DHS Licensed Centers
- 6 DHS Licensed Preschools
- 23 Non-Registered Child Care Homes

## 665 Total SPACES listed with CCR&R

- 196 DHS Registered Child Development Homes
  - 0 Dept. of Education Operated Centers
  - 0 Dept. of Education Operated Preschools
  - 0 Dept. of Education Before/After Programs
- 195 DHS Licensed Centers
- 159 DHS Licensed Preschools
- 115 Non-Registered Child Care Homes

\*School District Dept of Education programs are not licensed by DHS but meet Standards for Child Care adopted by the State Board of Education.

## Quality Programs for Providers



\* Programs may choose to participate in more than one quality measure. The number of QRS Providers changes monthly.

Go to <http://www.dhs.state.ia.us/iqrs/> for up-to-date information.

\*Centers, Preschools and Before/After school programs do not qualify for ChildNet Certification.

**For a family earning the median income of \$53,985 with an infant in child care they would pay:**

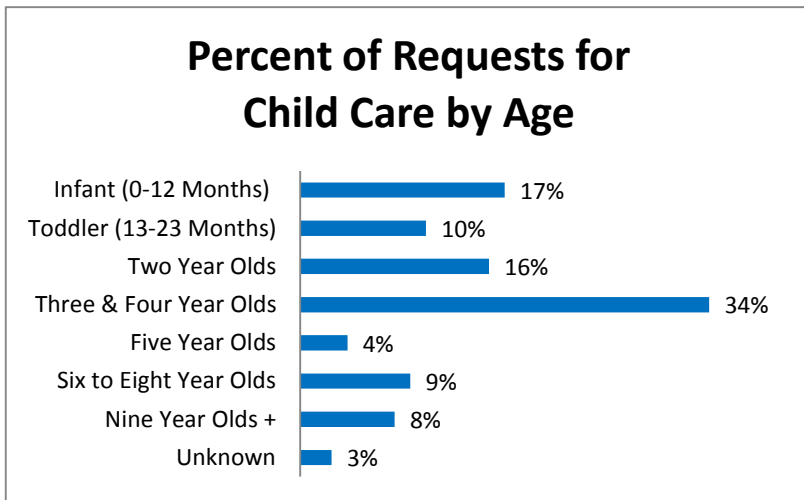
- 12% of their income before taxes, if their child was in a registered home
- 17% of their income before taxes, if their child was in a licensed center

*Data source: State Library of Iowa, www.iowadatecenter.org.*

**Out of 50 child care programs, 43 programs report they accept DHS Child Care Assistance funded children.**

Child Care Rates Average Per Week	Infant (0-12 Months)	Toddler (13-23 Months)	Two Year Olds	Three Year Olds	Four & Five Year Olds	Before & After School	Full Time School-Age
DHS Registered Child Development Homes	\$123.42	\$123.42	\$115.92	\$113.42	\$113.42	\$43.75	\$102.50
DHS Licensed Centers	\$175.00	\$165.00	\$155.00	\$145.00	\$135.00	\$65.00	\$100.00

*\* Providers may charge by the month, week, day or hour.*



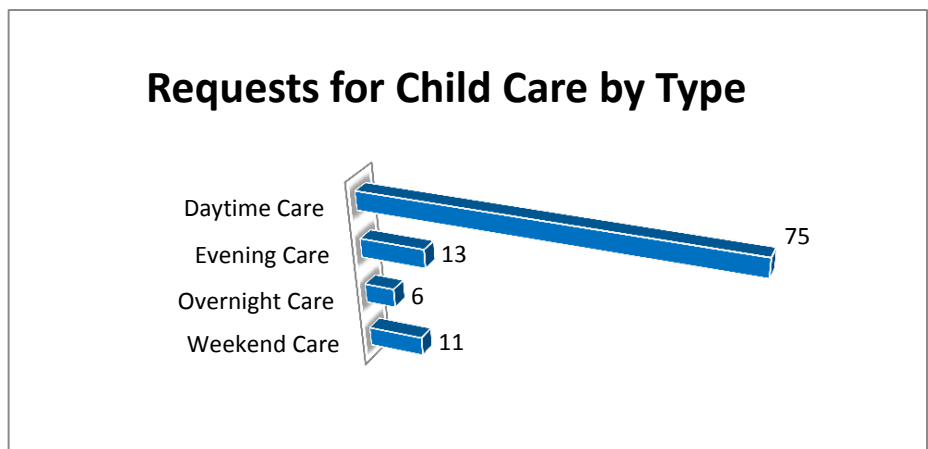
### Range of Preschool Tuition Rates per month - by age

	Lowest	Highest
Three Yr Olds	\$75.00	\$75.00
Four Yr Olds +	\$50.00	\$110.00

*\*Preschool classes range from 1-5 days a week.*

*\*Free preschool programs are not included in the rate ranges above.*

**CCR&R referred 54 families with 77 children to child care providers.**



*\*Families may request more than one type of care for their child(ren).*

*Requests for Child Care data is from July 1, 2011 - June 30, 2012.*

*Data provided by Child Care Resource & Referral using NACCRRAware as of July 1, 2012 unless otherwise noted.*