

# Guthrie County - July 2012

Total County Population	10,953
Children ages 0 through 5	746
Children ages 6 through 9	571
Children ages 10 through 12	480

Data source: Woods & Poole Population Estimates as of Dec 31, 2011.

Families with all parents working & children under age 6	71%
Median Family Income	\$61,951
Average Weekly Income	\$1,191

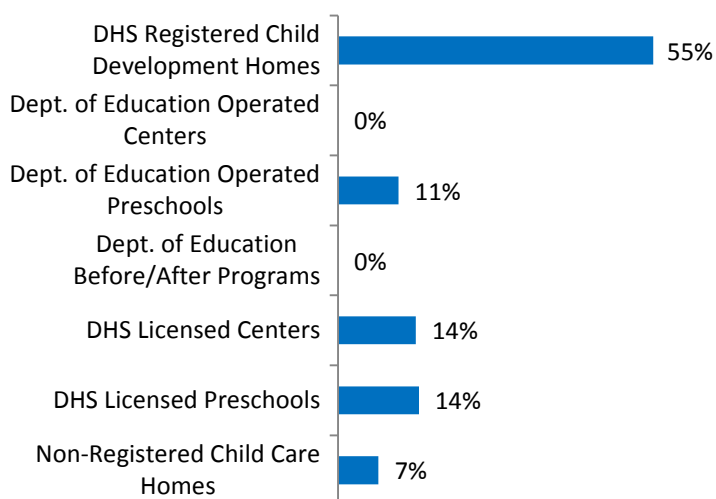
Data source: State Library of Iowa, www.iowadatecenter.org



www.iowaccrr.org

1-877-216-8481

## Percent of Program Spaces



CCR&R may not have all DOE programs listed since they are not regulated by DHS.

## 46 Total PROGRAMS listed with CCR&R


- 30 DHS Registered Child Development Homes
- 0 Dept. of Education Operated Centers
- 3 Dept. of Education Operated Preschools
- 0 Dept. of Education Before/After Programs
- 2 DHS Licensed Centers
- 3 DHS Licensed Preschools
- 8 Non-Registered Child Care Homes

## 569 Total SPACES listed with CCR&R

- 312 DHS Registered Child Development Homes
- 0 Dept. of Education Operated Centers
- 60 Dept. of Education Operated Preschools
- 0 Dept. of Education Before/After Programs
- 77 DHS Licensed Centers
- 80 DHS Licensed Preschools
- 40 Non-Registered Child Care Homes

\*School District Dept of Education programs are not licensed by DHS but meet Standards for Child Care adopted by the State Board of Education.

## Quality Programs for Providers



	DHS Registered Child Dev. Homes	DHS Licensed Centers	DHS Licensed Preschools	Dept. of Education Operated Centers	Dept. of Education Operated Preschools	Dept. of Education Before/After Programs
ChildNet Certification	4	0	0	0	0	0
QRS Levels 1-2	3	1	1	0	0	0
QRS Levels 3-5	1	0	0	0	0	0
National Accreditation	0	0	0	0	0	0

\* Programs may choose to participate in more than one quality measure. The number of QRS Providers changes monthly.

Go to <http://www.dhs.state.ia.us/iqrs/> for up-to-date information.

\*Centers, Preschools and Before/After school programs do not qualify for ChildNet Certification.

**For a family earning the median income of \$61,951 with an infant in child care they would pay:**

- 10% of their income before taxes, if their child was in a registered home

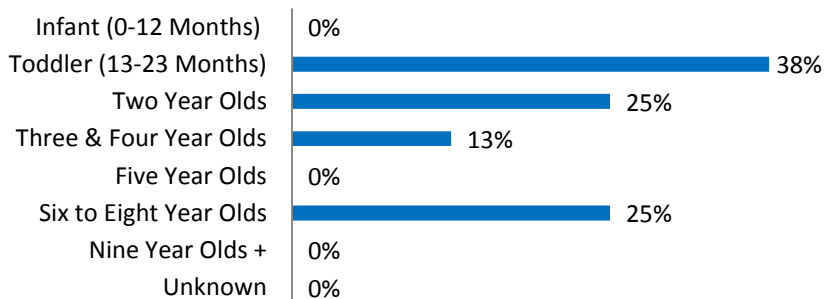
*Data source: State Library of Iowa, www.iowadatabase.org.*

**Out of 46 child care programs, 37 programs report they accept DHS Child Care Assistance funded children.**

Child Care Rates	Infant (0-12 Months)	Toddler (13-23 Months)	Two Year Olds	Three Year Olds	Four & Five Year Olds	Before & After School	Full Time School-Age
Average Per Week							
DHS Registered Child Development Homes	\$121.67	\$119.44	\$110.56	\$109.44	\$105.62	\$55.57	\$97.14
DHS Licensed Centers	N/A	N/A	\$110.00	\$110.00	N/A	\$50.00	\$110.00

*\* Providers may charge by the month, week, day or hour.*

### Percent of Requests for Child Care by Age



### Range of Preschool Tuition Rates per month - by age

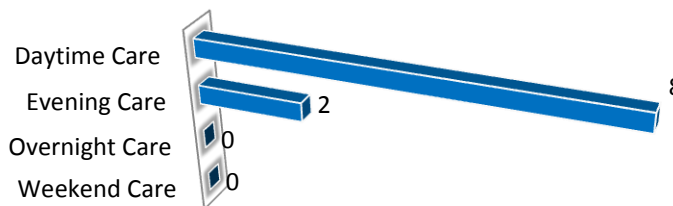
	Lowest	Highest
Three Yr Olds	\$105.00	\$105.00
Four Yr Olds +	\$105.00	\$105.00

*\*Preschool classes range from 1-5 days a week.*

*\*Free preschool programs are not included in the rate ranges above.*

**CCR&R referred 4 families with 8 children to child care providers.**

### Requests for Child Care by Type



*\*Families may request more than one type of care for their child(ren). Requests for Child Care data is from July 1, 2011 - June 30, 2012.*

*Data provided by Child Care Resource & Referral using NACCRRAware as of July 1, 2012 unless otherwise noted.*