

Grundy County - July 2012

Total County Population	12,480
Children ages 0 through 5	956
Children ages 6 through 9	632
Children ages 10 through 12	489

Data source: Woods & Poole Population Estimates as of Dec 31, 2011.

Families with all parents working & children under age 6	73%
Median Family Income	\$68,151
Average Weekly Income	\$1,311

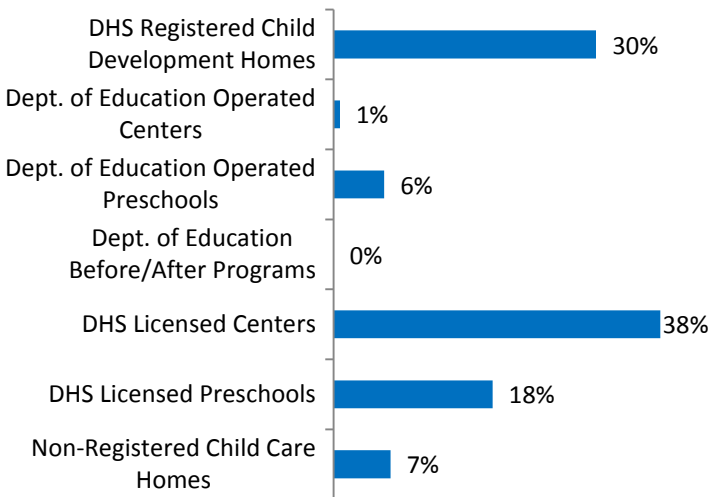
Data source: State Library of Iowa, www.iowadatatcenter.org



www.iowaccrr.org

1-877-216-8481

Percent of Program Spaces



CCR&R may not have all DOE programs listed since they are not regulated by DHS.

39 Total PROGRAMS listed with CCR&R

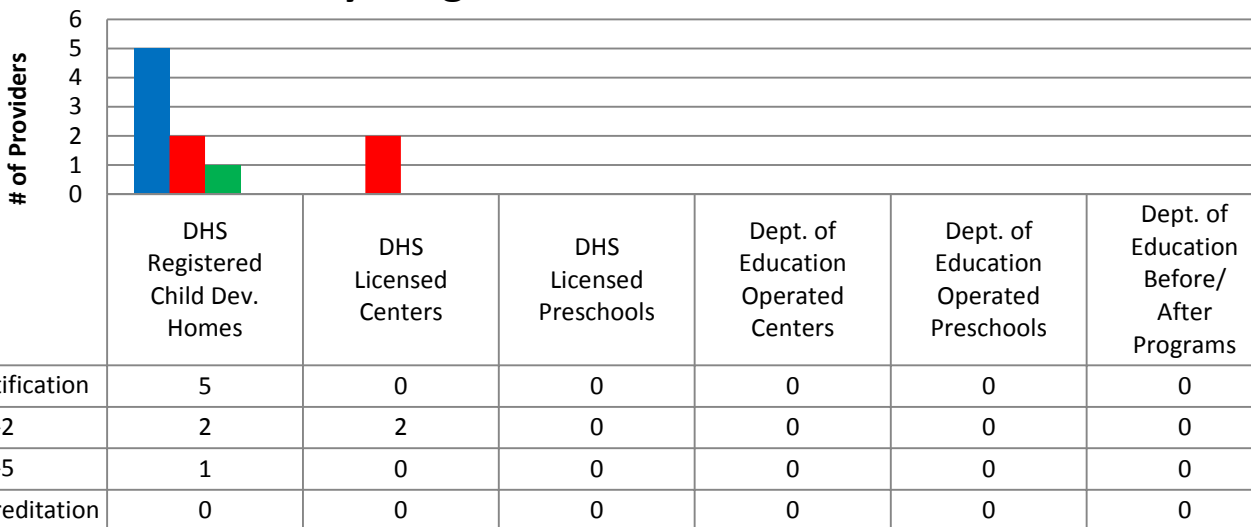
- 19 DHS Registered Child Development Homes
 - 1 Dept. of Education Operated Centers
 - 2 Dept. of Education Operated Preschools
 - 0 Dept. of Education Before/After Programs
- 5 DHS Licensed Centers
 - 3 DHS Licensed Preschools
- 9 Non-Registered Child Care Homes

683 Total SPACES listed with CCR&R

- 208 DHS Registered Child Development Homes
 - 5 Dept. of Education Operated Centers
 - 40 Dept. of Education Operated Preschools
 - 0 Dept. of Education Before/After Programs
- 259 DHS Licensed Centers
 - 126 DHS Licensed Preschools
- 45 Non-Registered Child Care Homes

*School District Dept of Education programs are not licensed by DHS but meet Standards for Child Care adopted by the State Board of Education.

Quality Programs for Providers



* Programs may choose to participate in more than one quality measure. The number of QRS Providers changes monthly.

Go to <http://www.dhs.state.ia.us/iqrs/> for up-to-date information.

*Centers, Preschools and Before/After school programs do not qualify for ChildNet Certification.

For a family earning the median income of \$68,151 with an infant in child care they would pay:

- 11% of their income before taxes, if their child was in a registered home
- 14% of their income before taxes, if their child was in a licensed center

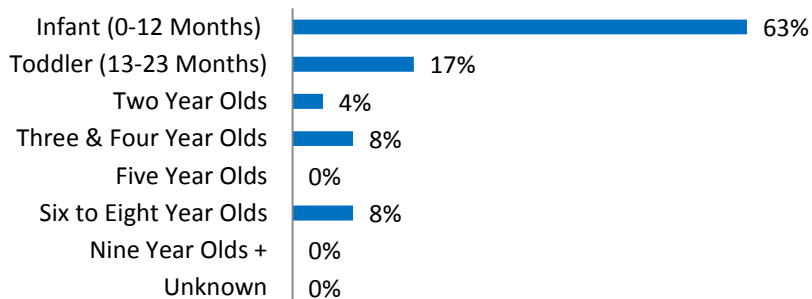
Data source: State Library of Iowa, www.iowadatatcenter.org.

Out of 39 child care programs, 28 programs report they accept DHS Child Care Assistance funded children.

Child Care Rates	Infant (0-12 Months)	Toddler (13-23 Months)	Two Year Olds	Three Year Olds	Four & Five Year Olds	Before & After School	Full Time School-Age
Average Per Week							
DHS Registered Child Development Homes	\$119.38	\$119.38	\$117.35	\$117.35	\$117.35	\$49.40	\$111.15
DHS Licensed Centers	\$144.58	\$144.58	\$134.08	\$129.08	\$133.33	\$52.50	\$135.00

* Providers may charge by the month, week, day or hour.

Percent of Requests for Child Care by Age



Range of Preschool Tuition Rates per month - by age

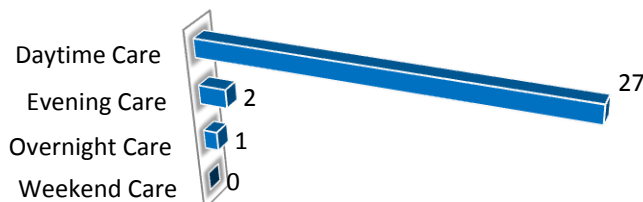
	Lowest	Highest
Three Yr Olds	\$50.00	\$60.00
Four Yr Olds +	\$80.00	\$102.00

*Preschool classes range from 1-5 days a week.

*Free preschool programs are not included in the rate ranges above.

CCR&R referred 17 families with 27 children to child care providers.

Requests for Child Care by Type



*Families may request more than one type of care for their child(ren).

Requests for Child Care data is from July 1, 2011 - June 30, 2012.

Data provided by Child Care Resource & Referral using NACCRRAware as of July 1, 2012 unless otherwise noted.