

# Floyd County - July 2012

Total County Population	16,303
Children ages 0 through 5	1,252
Children ages 6 through 9	816
Children ages 10 through 12	647

Data source: Woods & Poole Population Estimates as of Dec 31, 2011.

Families with all parents working & children under age 6	80%
Median Family Income	\$52,808
Average Weekly Income	\$1,016

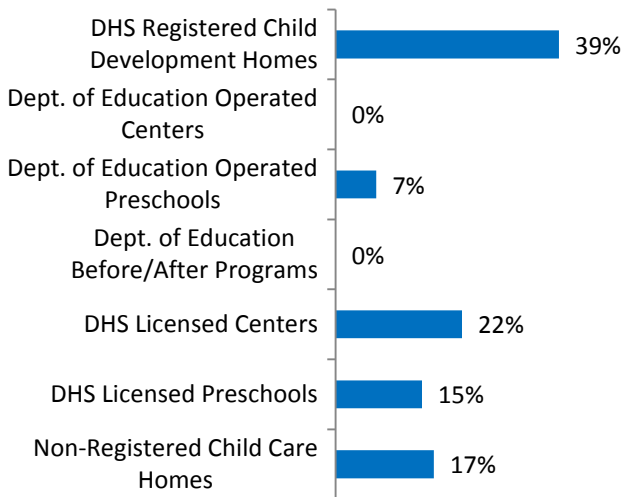
Data source: State Library of Iowa, www.iowadatatcenter.org



www.iowaccrr.org

1-877-216-8481

## Percent of Program Spaces



CCR&R may not have all DOE programs listed since they are not regulated by DHS.

## 71 Total PROGRAMS listed with CCR&R


- 31 DHS Registered Child Development Homes
- 0 Dept. of Education Operated Centers
- 1 Dept. of Education Operated Preschools
- 0 Dept. of Education Before/After Programs
- 4 DHS Licensed Centers
- 4 DHS Licensed Preschools
- 31 Non-Registered Child Care Homes

## 906 Total SPACES listed with CCR&R

- 352 DHS Registered Child Development Homes
- 0 Dept. of Education Operated Centers
- 64 Dept. of Education Operated Preschools
- 0 Dept. of Education Before/After Programs
- 199 DHS Licensed Centers
- 136 DHS Licensed Preschools
- 155 Non-Registered Child Care Homes

\*School District Dept of Education programs are not licensed by DHS but meet Standards for Child Care adopted by the State Board of Education.

## Quality Programs for Providers



\* Programs may choose to participate in more than one quality measure. The number of QRS Providers changes monthly.

Go to <http://www.dhs.state.ia.us/iqrs/> for up-to-date information.

\*Centers, Preschools and Before/After school programs do not qualify for ChildNet Certification.

**For a family earning the median income of \$52,808 with an infant in child care they would pay:**

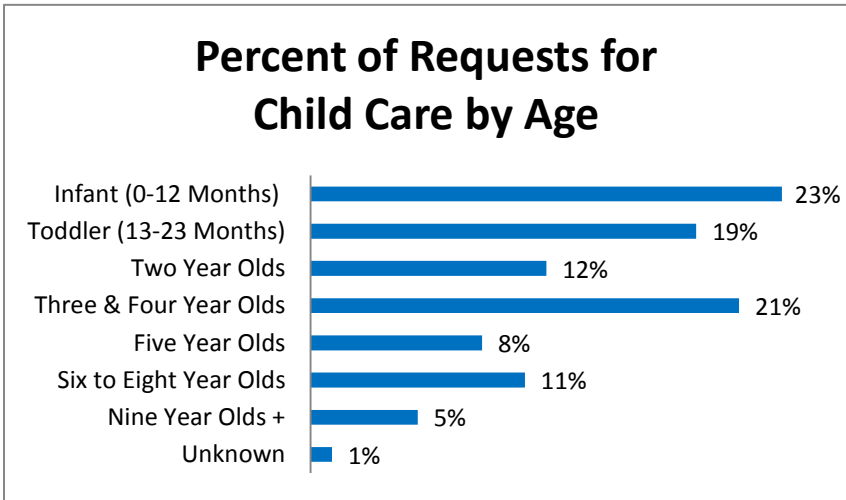
- 11% of their income before taxes, if their child was in a registered home
- 14% of their income before taxes, if their child was in a licensed center

Data source: State Library of Iowa, [www.iowadatatcenter.org](http://www.iowadatatcenter.org).

**Out of 71 child care programs, 63 programs report they accept DHS Child Care Assistance funded children.**

Child Care Rates Average Per Week	Infant (0-12 Months)	Toddler (13-23 Months)	Two Year Olds	Three Year Olds	Four & Five Year Olds	Before & After School	Full Time School-Age
DHS Registered Child Development Homes	\$121.13	\$120.98	\$110.70	\$110.70	\$109.80	\$49.40	\$109.80
DHS Licensed Centers	\$148.50	\$148.50	\$141.75	\$141.75	\$141.75	N/A	N/A

\* Providers may charge by the month, week, day or hour.



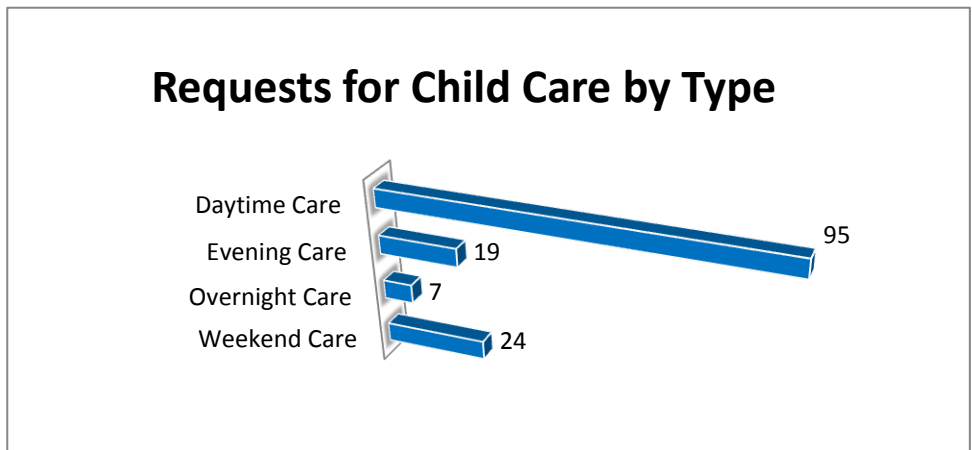
### Range of Preschool Tuition Rates per month - by age

	Lowest	Highest
Three Yr Olds	\$70.00	\$90.00
Four Yr Olds +	\$75.00	\$170.00

\*Preschool classes range from 1-5 days a week.

\*Free preschool programs are not included in the rate ranges above.

**CCR&R referred 53 families with 95 children to child care providers.**



\*Families may request more than one type of care for their child(ren).

Requests for Child Care data is from July 1, 2011 - June 30, 2012.

Data provided by Child Care Resource & Referral using NACCRRAware as of July 1, 2012 unless otherwise noted.