

Fayette County - July 2012

Total County Population	20,801
Children ages 0 through 5	1,532
Children ages 6 through 9	932
Children ages 10 through 12	781

Data source: Woods & Poole Population Estimates as of Dec 31, 2011.

Families with all parents working & children under age 6	61%
Median Family Income	\$52,627
Average Weekly Income	\$1,012

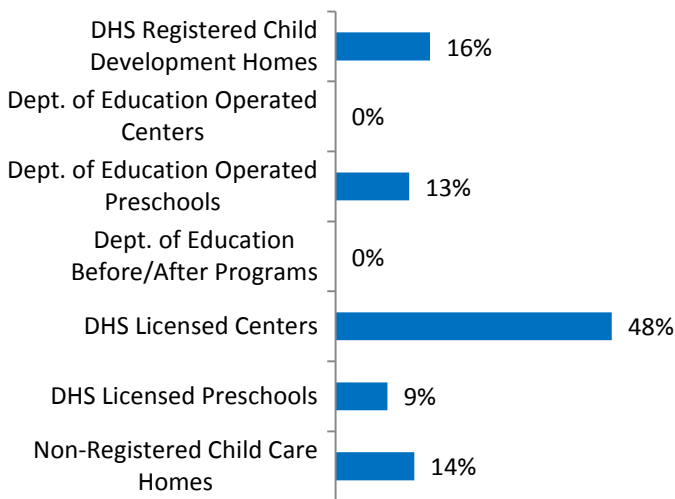
Data source: State Library of Iowa, www.iowadatatcenter.org



www.iowaccrr.org

1-877-216-8481

Percent of Program Spaces



CCR&R may not have all DOE programs listed since they are not regulated by DHS.

53 Total PROGRAMS listed with CCR&R

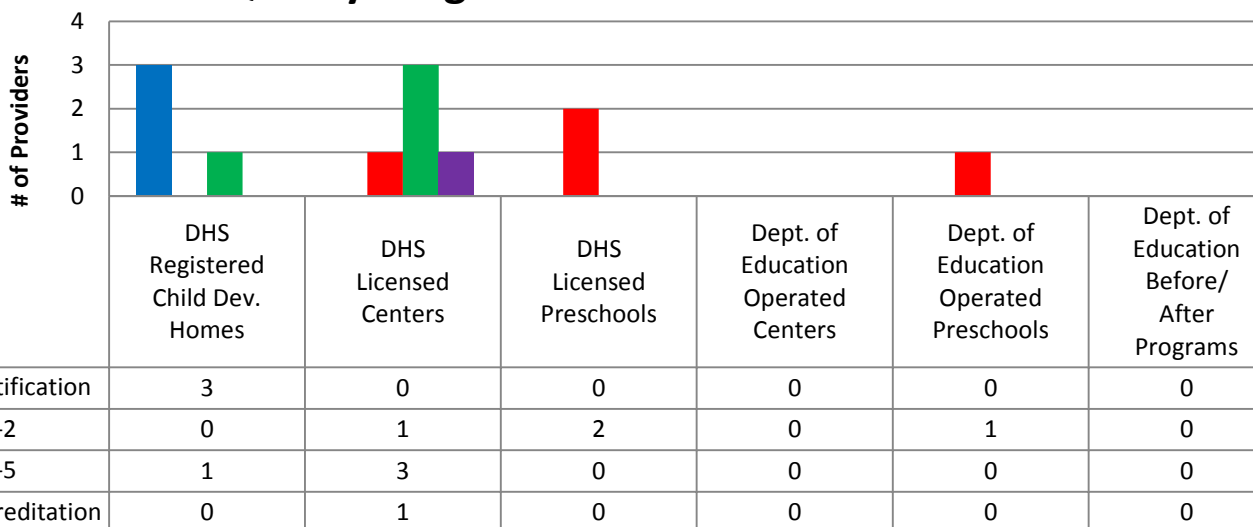
- 14 DHS Registered Child Development Homes
- 0 Dept. of Education Operated Centers
- 5 Dept. of Education Operated Preschools
- 0 Dept. of Education Before/After Programs
- 7 DHS Licensed Centers
- 3 DHS Licensed Preschools
- 24 Non-Registered Child Care Homes

876 Total SPACES listed with CCR&R

- 144 DHS Registered Child Development Homes
- 0 Dept. of Education Operated Centers
- 112 Dept. of Education Operated Preschools
- 0 Dept. of Education Before/After Programs
- 421 DHS Licensed Centers
- 79 DHS Licensed Preschools
- 120 Non-Registered Child Care Homes

*School District Dept of Education programs are not licensed by DHS but meet Standards for Child Care adopted by the State Board of Education.

Quality Programs for Providers



* Programs may choose to participate in more than one quality measure. The number of QRS Providers changes monthly.

Go to <http://www.dhs.state.ia.us/iqrs/> for up-to-date information.

*Centers, Preschools and Before/After school programs do not qualify for ChildNet Certification.

For a family earning the median income of \$52,627 with an infant in child care they would pay:

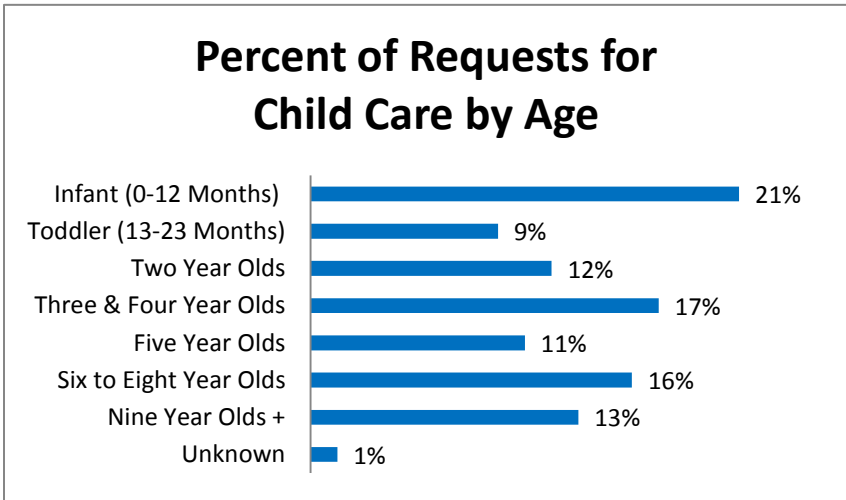
- 11% of their income before taxes, if their child was in a registered home
- 14% of their income before taxes, if their child was in a licensed center

Data source: State Library of Iowa, www.iowadatatcenter.org.

Out of 53 child care programs, 45 programs report they accept DHS Child Care Assistance funded children.

Child Care Rates Average Per Week	Infant (0-12 Months)	Toddler (13-23 Months)	Two Year Olds	Three Year Olds	Four & Five Year Olds	Before & After School	Full Time School-Age
DHS Registered Child Development Homes	\$101.70	\$100.80	\$100.80	\$90.35	\$90.35	\$59.60	\$90.35
DHS Licensed Centers	\$135.90	\$133.20	\$127.35	\$126.00	\$126.00	\$55.20	\$125.10

* Providers may charge by the month, week, day or hour.



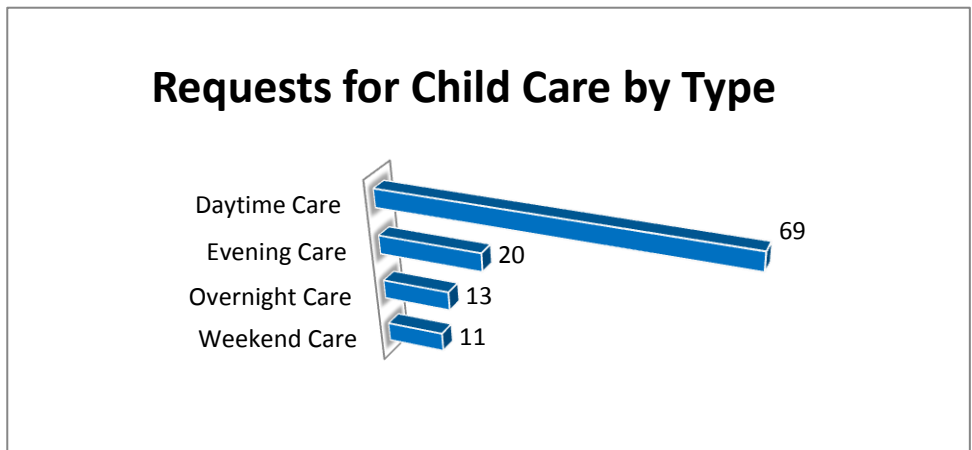
Range of Preschool Tuition Rates per month - by age

	Lowest	Highest
Three Yr Olds	N/A	N/A
Four Yr Olds +	\$70.00	\$70.00

*Preschool classes range from 1-5 days a week.

*Free preschool programs are not included in the rate ranges above.

CCR&R referred 35 families with 71 children to child care providers.



*Families may request more than one type of care for their child(ren).

Requests for Child Care data is from July 1, 2011 - June 30, 2012.

Data provided by Child Care Resource & Referral using NACCRRAware as of July 1, 2012 unless otherwise noted.