

# State of Iowa - July 2012

Total State Population	<u>3,058,009</u>
Children ages 0 through 5	<u>244,213</u>
Children ages 6 through 9	<u>162,255</u>
Children ages 10 through 12	<u>122,841</u>

Data source: Woods & Poole Population Estimates as of Dec 31, 2011.

Families with all parents working & children under age 6	<u>75%</u>
Median Family Income	<u>\$58,233</u>
Average Weekly Income	<u>\$1,120</u>

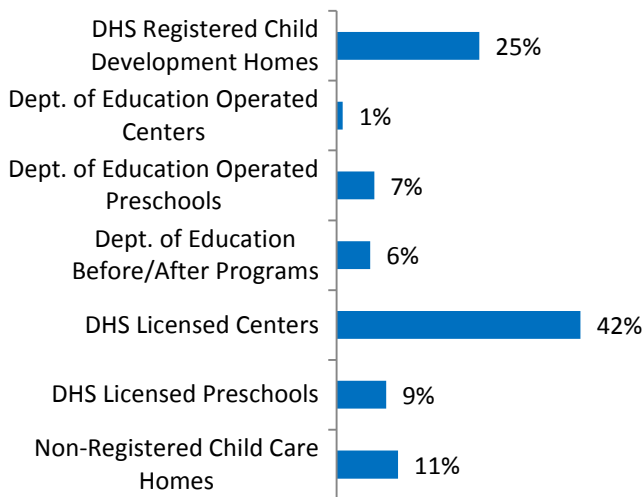
Data source: State Library of Iowa, [www.iowadatatcenter.org](http://www.iowadatatcenter.org)



[www.iowaccrr.org](http://www.iowaccrr.org)

1-877-216-8481

## Percent of Program Spaces



CCR&R may not have all DOE programs listed since they are not regulated by DHS.

## 9,963 Total PROGRAMS listed with CCR&R

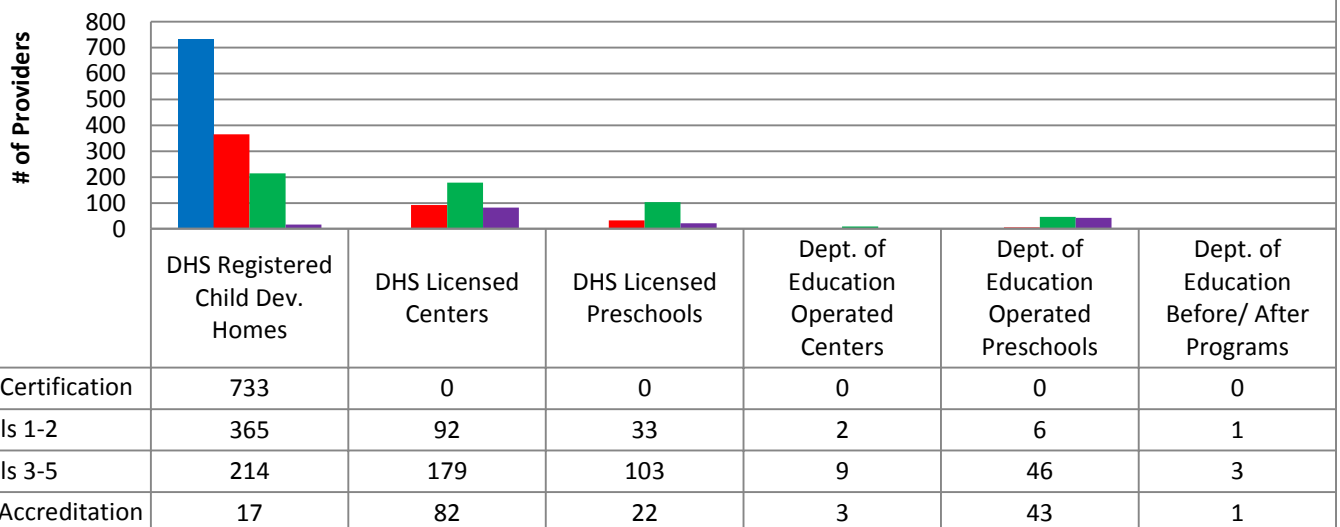
- 4,123 DHS Registered Child Development Homes
- 42 Dept. of Education Operated Centers
- 397 Dept. of Education Operated Preschools
- 136 Dept. of Education Before/After Programs
- 963 DHS Licensed Centers
- 486 DHS Licensed Preschools
- 3,816 Non-Registered Child Care Homes

## 178,885 Total SPACES listed with CCR&R

- 44,402 DHS Registered Child Development Homes
- 1,921 Dept. of Education Operated Centers
- 11,717 Dept. of Education Operated Preschools
- 10,480 Dept. of Education Before/After Programs
- 75,893 DHS Licensed Centers
- 15,393 DHS Licensed Preschools
- 19,079 Non-Registered Child Care Homes

\*School District Dept of Education programs are not licensed by DHS but meet Standards for Child Care adopted by the State Board of Education.

## Quality Programs for Providers



\* Programs may choose to participate in more than one quality measure. The number of QRS Providers changes monthly.

Go to <http://www.dhs.state.ia.us/iqrs/> for up-to-date information.

\*Centers, Preschools and Before/After school programs do not qualify for ChildNet Certification.

**For a family earning the median income of \$58,233 with an infant in child care they would pay:**

- 11% of their income before taxes, if their child was in a registered home
- 13% of their income before taxes, if their child was in a licensed center

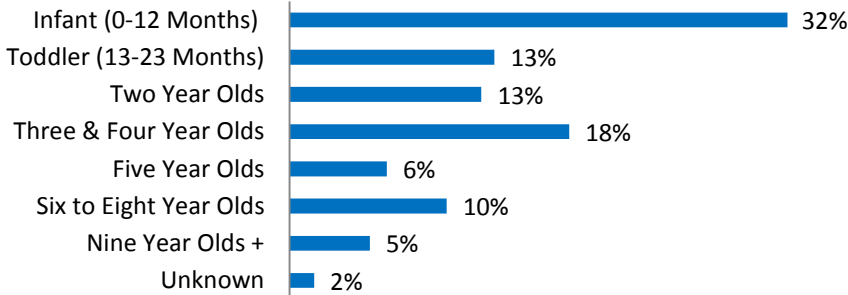
Data source: State Library of Iowa, [www.iowadatacenter.org](http://www.iowadatacenter.org).

**Out of 9,963 child care programs, 7,577 programs report they accept DHS Child Care Assistance funded children.**

Child Care Rates Average Per Week	Infant (0-12 Months)	Toddler (13-23 Months)	Two Year Olds	Three Year Olds	Four & Five Year Olds	Before & After School	Full Time School-Age
DHS Registered Child Development Homes	\$120.36	\$119.07	\$116.18	\$115.14	\$114.40	\$55.90	\$109.04
DHS Licensed Centers	\$150.54	\$149.10	\$135.79	\$129.92	\$127.52	\$60.49	\$119.50

\* Providers may charge by the month, week, day or hour.

### Percent of Requests for Child Care by Age



### Range of Preschool Tuition Rates per month - by age

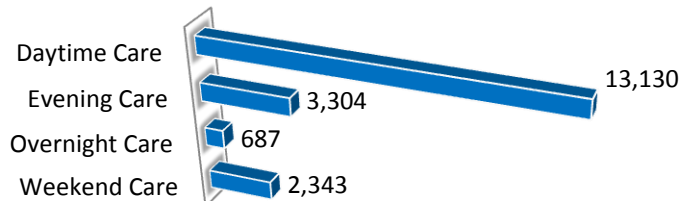
	Lowest	Highest
Three Yr Olds	\$15.00	\$462.00
Four Yr Olds +	\$15.00	\$462.00

\*Preschool classes range from 1-5 days a week.

\*Free preschool programs are not included in the rate ranges above.

**CCR&R referred 8,292 families with 13,490 children to child care providers.**

### Requests for Child Care by Type



\*Families may request more than one type of care for their child(ren).

Requests for Child Care data is from July 1, 2011 - June 30, 2012.

Data provided by Child Care Resource & Referral using NACCRRAware as of July 1, 2012 unless otherwise noted.