

Region 1 Northwest Iowa - July 2012

Total Region Population	432,784
Children ages 0 through 5	35,211
Children ages 6 through 9	23,420
Children ages 10 through 12	17,469

Data source: Woods & Poole Population Estimates as of Dec 31, 2011.

Families with all parents working & children under age 6	76%
Median Family Income	\$57,340
Average Weekly Income	\$1,103

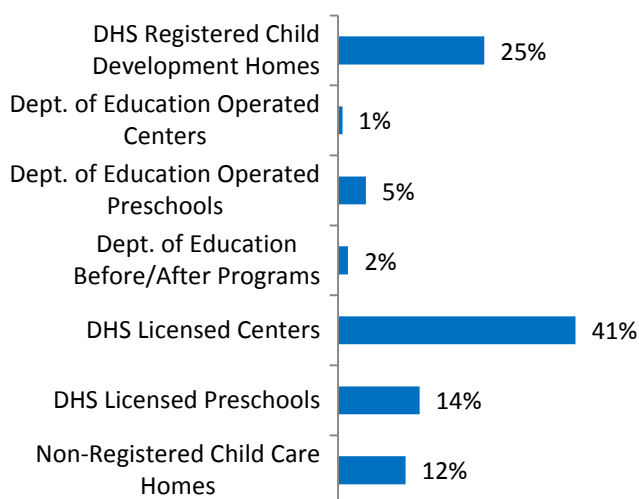
Data source: State Library of Iowa, www.iowadatecenter.org



www.iowaccrr.org

1-877-216-8481

Percent of Program Spaces



CCR&R may not have all DOE programs listed since they are not regulated by DHS.

1,540 Total PROGRAMS listed with CCR&R

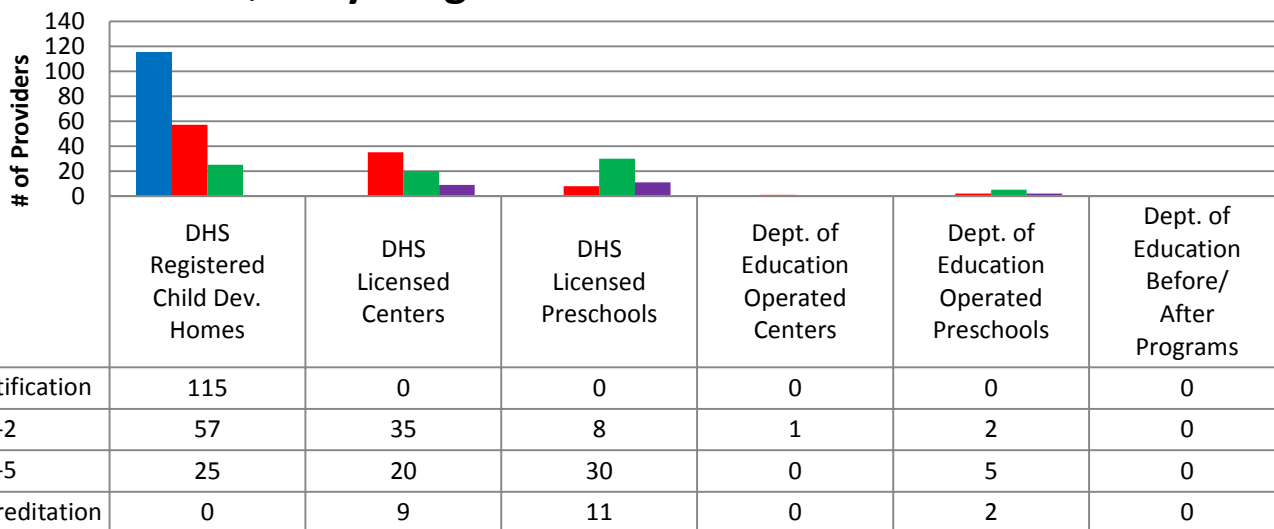
- 590 DHS Registered Child Development Homes
- 3 Dept. of Education Operated Centers
- 57 Dept. of Education Operated Preschools
- 7 Dept. of Education Before/After Programs
- 140 DHS Licensed Centers
- 134 DHS Licensed Preschools
- 609 Non-Registered Child Care Homes

25,987 Total SPACES listed with CCR&R

- 6,612 DHS Registered Child Development Homes
- 196 Dept. of Education Operated Centers
- 1,263 Dept. of Education Operated Preschools
- 452 Dept. of Education Before/After Programs
- 10,735 DHS Licensed Centers
- 3,684 DHS Licensed Preschools
- 3,045 Non-Registered Child Care Homes

*School District Dept of Education programs are not licensed by DHS but meet Standards for Child Care adopted by the State Board of Education.

Quality Programs for Providers



* Programs may choose to participate in more than one quality measure. The number of QRS Providers changes monthly.

Go to <http://www.dhs.state.ia.us/iqrs/> for up-to-date information.

*Centers, Preschools and Before/After school programs do not qualify for ChildNet Certification.

For a family earning the median income of \$57,340 with an infant in child care they would pay:

- 10% of their income before taxes, if their child was in a registered home
- 12% of their income before taxes, if their child was in a licensed center

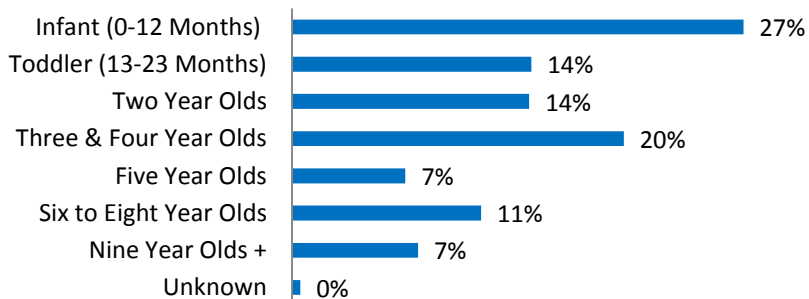
Data source: State Library of Iowa, www.iowadatacenter.org.

Out of 1540 child care programs, 1166 programs report they accept DHS Child Care Assistance funded children.

Child Care Rates Average Per Week	Infant (0-12 Months)	Toddler (13-23 Months)	Two Year Olds	Three Year Olds	Four & Five Year Olds	Before & After School	Full Time School-Age
DHS Registered Child Development Homes	\$115.65	\$115.20	\$112.95	\$112.50	\$112.05	\$49.20	\$112.50
DHS Licensed Centers	\$132.30	\$132.30	\$122.85	\$119.70	\$119.25	\$52.60	\$118.35

* Providers may charge by the month, week, day or hour.

Percent of Requests for Child Care by Age



Range of Preschool Tuition Rates per month - by age

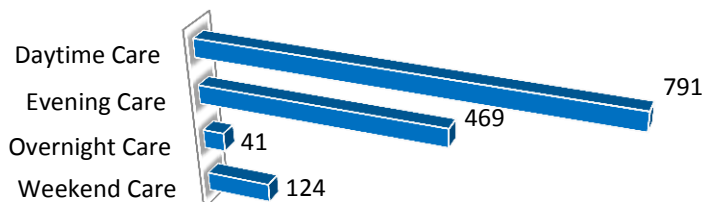
	Lowest	Highest
Three Yr Olds	\$50.00	\$462.00
Four Yr Olds +	\$50.00	\$462.00

*Preschool classes range from 1-5 days a week.

*Free preschool programs are not included in the rate ranges above.

CCR&R referred 499 families with 808 children to child care providers.

Requests for Child Care by Type



*Families may request more than one type of care for their child(ren).

Requests for Child Care data is from July 1, 2011 - June 30, 2012.

Data provided by Child Care Resource & Referral using NACCRRAware as of July 1, 2012 unless otherwise noted.