

# O'Brien County - July 2012

Total County Population	14,338
Children ages 0 through 5	1,117
Children ages 6 through 9	748
Children ages 10 through 12	582

Data source: Woods & Poole Population Estimates as of Dec 31, 2011.

Families with all parents working & children under age 6	75%
Median Family Income	\$59,391
Average Weekly Income	\$1,142

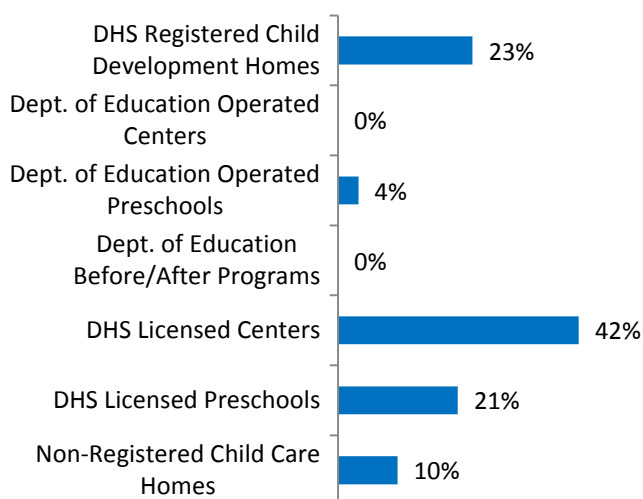
Data source: State Library of Iowa, www.iowadatecenter.org



www.iowaccrr.org

1-877-216-8481

## Percent of Program Spaces



CCR&R may not have all DOE programs listed since they are not regulated by DHS.

## 47 Total PROGRAMS listed with CCR&R

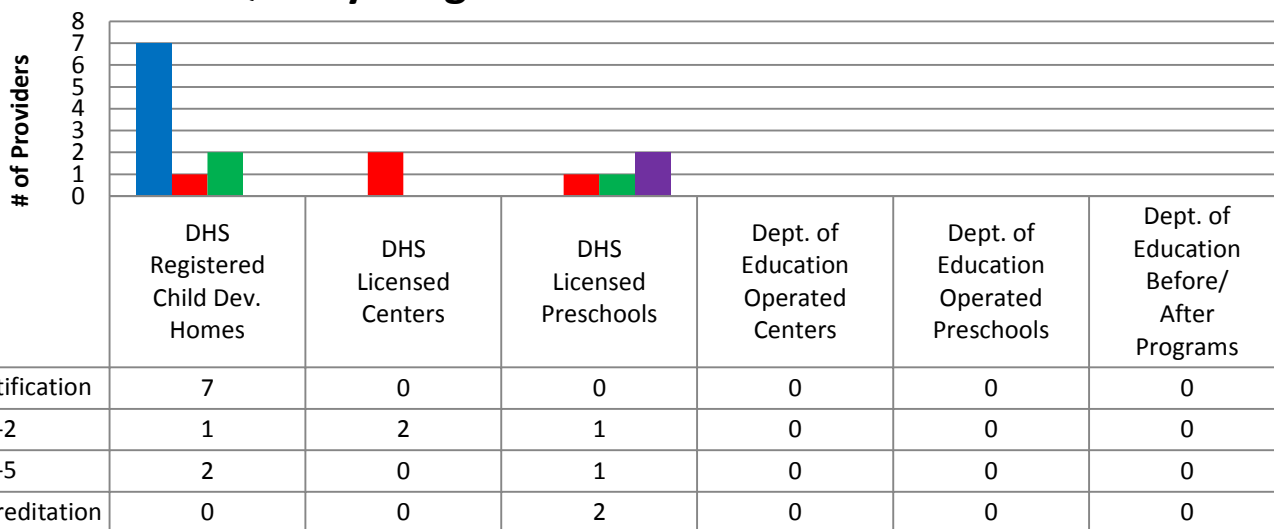
- 17 DHS Registered Child Development Homes
- 0 Dept. of Education Operated Centers
- 2 Dept. of Education Operated Preschools
- 0 Dept. of Education Before/After Programs
- 4 DHS Licensed Centers
- 7 DHS Licensed Preschools
- 17 Non-Registered Child Care Homes

## 821 Total SPACES listed with CCR&R

- 192 DHS Registered Child Development Homes
- 0 Dept. of Education Operated Centers
- 29 Dept. of Education Operated Preschools
- 0 Dept. of Education Before/After Programs
- 344 DHS Licensed Centers
- 171 DHS Licensed Preschools
- 85 Non-Registered Child Care Homes

\*School District Dept of Education programs are not licensed by DHS but meet Standards for Child Care adopted by the State Board of Education.

## Quality Programs for Providers



\* Programs may choose to participate in more than one quality measure. The number of QRS Providers changes monthly.

Go to <http://www.dhs.state.ia.us/iqrs/> for up-to-date information.

\*Centers, Preschools and Before/After school programs do not qualify for ChildNet Certification.

**For a family earning the median income of \$59,391 with an infant in child care they would pay:**

- 9% of their income before taxes, if their child was in a registered home
- 12% of their income before taxes, if their child was in a licensed center

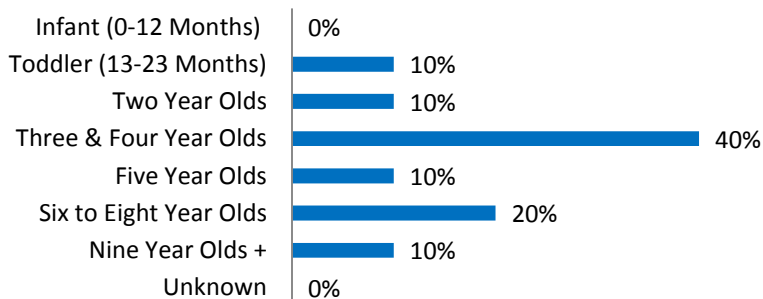
Data source: State Library of Iowa, [www.iowadatacenter.org](http://www.iowadatacenter.org).

**Out of 47 child care programs, 34 programs report they accept DHS Child Care Assistance funded children.**

Child Care Rates Average Per Week	Infant (0-12 Months)	Toddler (13-23 Months)	Two Year Olds	Three Year Olds	Four & Five Year Olds	Before & After School	Full Time School-Age
DHS Registered Child Development Homes	\$103.95	\$106.65	\$102.60	\$101.25	\$101.25	\$45.00	\$101.25
DHS Licensed Centers	\$131.40	\$131.40	\$123.75	\$123.75	\$123.75	\$55.00	\$123.75

\* Providers may charge by the month, week, day or hour.

### Percent of Requests for Child Care by Age



### Range of Preschool Tuition Rates per month - by age

	Lowest	Highest
Three Yr Olds	\$50.00	\$50.00
Four Yr Olds +	\$50.00	\$96.00

\*Preschool classes range from 1-5 days a week.

\*Free preschool programs are not included in the rate ranges above.

**CCR&R referred 5 families with 10 children to child care providers.**

### Requests for Child Care by Type



\*Families may request more than one type of care for their child(ren).

Requests for Child Care data is from July 1, 2011 - June 30, 2012.

Data provided by Child Care Resource & Referral using NACCRRAware as of July 1, 2012 unless otherwise noted.