

Emmet County - July 2012

| | |
|-----------------------------|--------|
| Total County Population | 10,236 |
| Children ages 0 through 5 | 775 |
| Children ages 6 through 9 | 520 |
| Children ages 10 through 12 | 391 |

Data source: Woods & Poole Population Estimates as of Dec 31, 2011.

| | |
|----------------------------------------------------------|----------|
| Families with all parents working & children under age 6 | 81% |
| Median Family Income | \$55,844 |
| Average Weekly Income | \$1,074 |

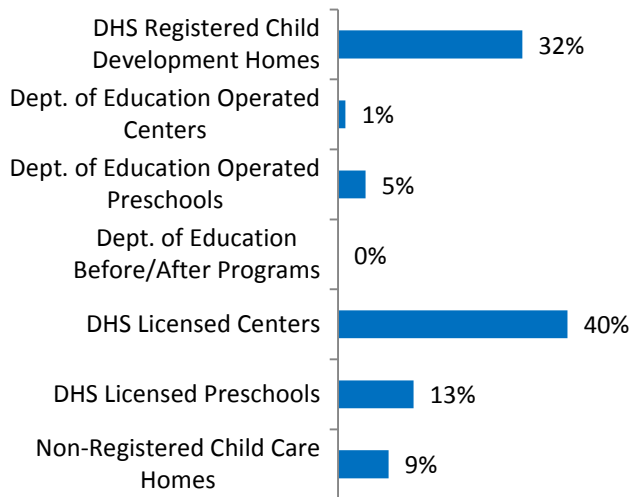
Data source: State Library of Iowa, www.iowadatecenter.org



www.iowaccrr.org

1-877-216-8481

Percent of Program Spaces



CCR&R may not have all DOE programs listed since they are not regulated by DHS.

37 Total PROGRAMS listed with CCR&R

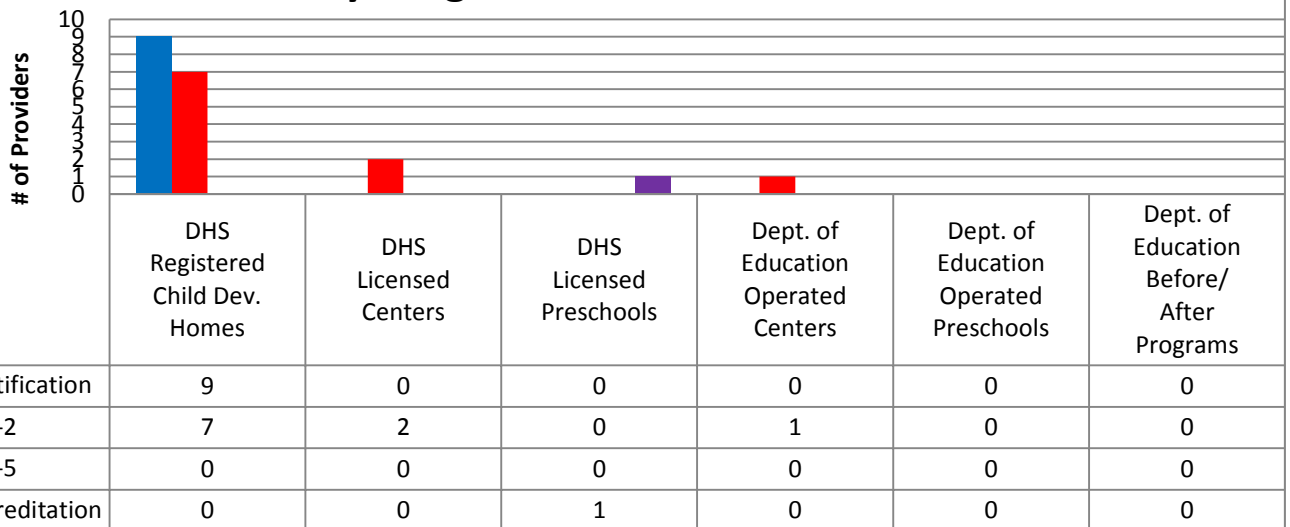
- 17 DHS Registered Child Development Homes
 - 1 Dept. of Education Operated Centers
 - 1 Dept. of Education Operated Preschools
 - 0 Dept. of Education Before/After Programs
- 4 DHS Licensed Centers
- 3 DHS Licensed Preschools
- 11 Non-Registered Child Care Homes

624 Total SPACES listed with CCR&R

- 200 DHS Registered Child Development Homes
 - 8 Dept. of Education Operated Centers
 - 30 Dept. of Education Operated Preschools
 - 0 Dept. of Education Before/After Programs
- 249 DHS Licensed Centers
- 82 DHS Licensed Preschools
- 55 Non-Registered Child Care Homes

*School District Dept of Education programs are not licensed by DHS but meet Standards for Child Care adopted by the State Board of Education.

Quality Programs for Providers



* Programs may choose to participate in more than one quality measure. The number of QRS Providers changes monthly.

Go to <http://www.dhs.state.ia.us/iqrs/> for up-to-date information.

*Centers, Preschools and Before/After school programs do not qualify for ChildNet Certification.

For a family earning the median income of \$55,844 with an infant in child care they would pay:

- 11% of their income before taxes, if their child was in a registered home
- 12% of their income before taxes, if their child was in a licensed center

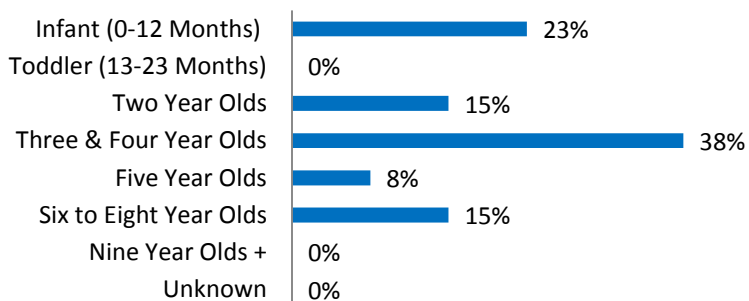
Data source: State Library of Iowa, www.iowadatabase.org.

Out of 37 child care programs, 31 programs report they accept DHS Child Care Assistance funded children.

| Child Care Rates Average Per Week | Infant (0-12 Months) | Toddler (13-23 Months) | Two Year Olds | Three Year Olds | Four & Five Year Olds | Before & After School | Full Time School-Age |
|----------------------------------------|----------------------|------------------------|---------------|-----------------|-----------------------|-----------------------|----------------------|
| DHS Registered Child Development Homes | \$119.70 | \$118.80 | \$118.80 | \$118.80 | \$118.80 | \$52.80 | \$118.80 |
| DHS Licensed Centers | \$126.90 | \$126.90 | \$120.60 | \$120.60 | \$120.60 | \$53.60 | \$120.60 |

* Providers may charge by the month, week, day or hour.

Percent of Requests for Child Care by Age



Range of Preschool Tuition Rates per month - by age

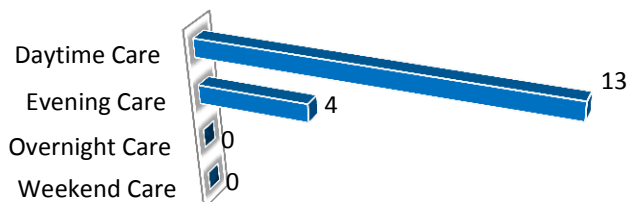
| | Lowest | Highest |
|----------------|----------|----------|
| Three Yr Olds | \$125.00 | \$125.00 |
| Four Yr Olds + | \$125.00 | \$125.00 |

*Preschool classes range from 1-5 days a week.

*Free preschool programs are not included in the rate ranges above.

CCR&R referred 7 families with 13 children to child care providers.

Requests for Child Care by Type



*Families may request more than one type of care for their child(ren).

Requests for Child Care data is from July 1, 2011 - June 30, 2012.

Data provided by Child Care Resource & Referral using NACCRRAware as of July 1, 2012 unless otherwise noted.