

Crawford County - July 2012

Total County Population	17,173
Children ages 0 through 5	1,495
Children ages 6 through 9	1,000
Children ages 10 through 12	725

Data source: Woods & Poole Population Estimates as of Dec 31, 2011.

Families with all parents working & children under age 6	72%
Median Family Income	\$53,794
Average Weekly Income	\$1,035

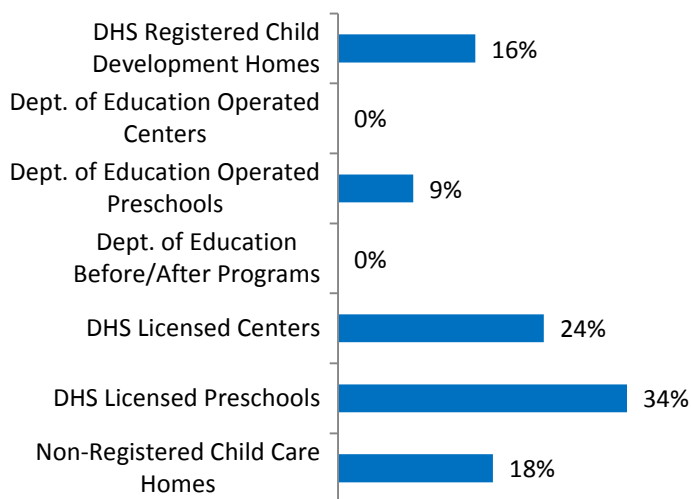
Data source: State Library of Iowa, www.iowadatecenter.org



www.iowaccrr.org

1-877-216-8481

Percent of Program Spaces



CCR&R may not have all DOE programs listed since they are not regulated by DHS.

56 Total PROGRAMS listed with CCR&R

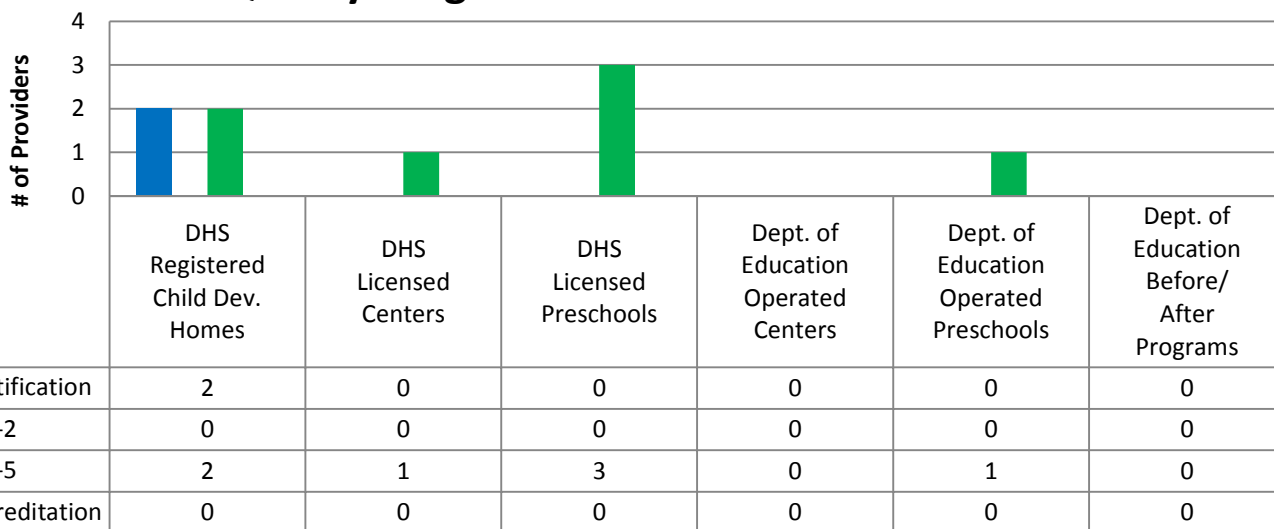
- 11 DHS Registered Child Development Homes
- 0 Dept. of Education Operated Centers
- 6 Dept. of Education Operated Preschools
- 0 Dept. of Education Before/After Programs
- 3 DHS Licensed Centers
- 8 DHS Licensed Preschools
- 28 Non-Registered Child Care Homes

779 Total SPACES listed with CCR&R

- 124 DHS Registered Child Development Homes
- 0 Dept. of Education Operated Centers
- 68 Dept. of Education Operated Preschools
- 0 Dept. of Education Before/After Programs
- 186 DHS Licensed Centers
- 261 DHS Licensed Preschools
- 140 Non-Registered Child Care Homes

*School District Dept of Education programs are not licensed by DHS but meet Standards for Child Care adopted by the State Board of Education.

Quality Programs for Providers



* Programs may choose to participate in more than one quality measure. The number of QRS Providers changes monthly.

Go to <http://www.dhs.state.ia.us/iqrs/> for up-to-date information.

*Centers, Preschools and Before/After school programs do not qualify for ChildNet Certification.

For a family earning the median income of \$53,794 with an infant in child care they would pay:

- 11% of their income before taxes, if their child was in a registered home
- 13% of their income before taxes, if their child was in a licensed center

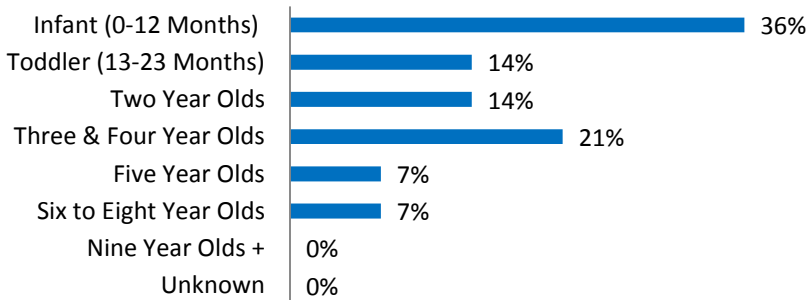
Data source: State Library of Iowa, www.iowadatacenter.org.

Out of 56 child care programs, 40 programs report they accept DHS Child Care Assistance funded children.

Child Care Rates Average Per Week	Infant (0-12 Months)	Toddler (13-23 Months)	Two Year Olds	Three Year Olds	Four & Five Year Olds	Before & After School	Full Time School-Age
DHS Registered Child Development Homes	\$117.65	\$117.65	\$114.28	\$114.28	\$114.28	\$53.08	\$112.70
DHS Licensed Centers	\$130.50	\$130.50	\$130.50	\$114.75	\$114.75	\$57.00	\$128.25

* Providers may charge by the month, week, day or hour.

Percent of Requests for Child Care by Age



Range of Preschool Tuition Rates per month - by age

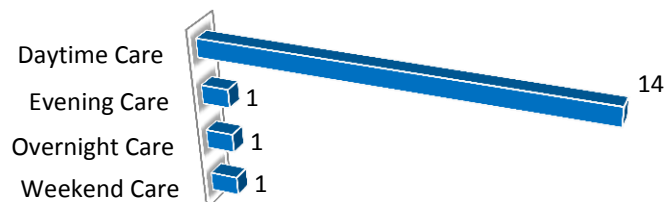
	Lowest	Highest
Three Yr Olds	\$75.00	\$95.00
Four Yr Olds +	\$50.00	\$80.00

*Preschool classes range from 1-5 days a week.

*Free preschool programs are not included in the rate ranges above.

CCR&R referred 9 families with 14 children to child care providers.

Requests for Child Care by Type



*Families may request more than one type of care for their child(ren).

Requests for Child Care data is from July 1, 2011 - June 30, 2012.

Data provided by Child Care Resource & Referral using NACCRRAware as of July 1, 2012 unless otherwise noted.