

Calhoun County - July 2012

Total County Population	9,608
Children ages 0 through 5	687
Children ages 6 through 9	454
Children ages 10 through 12	343

Data source: Woods & Poole Population Estimates as of Dec 31, 2011.

Families with all parents working & children under age 6	65%
Median Family Income	\$50,037
Average Weekly Income	\$962

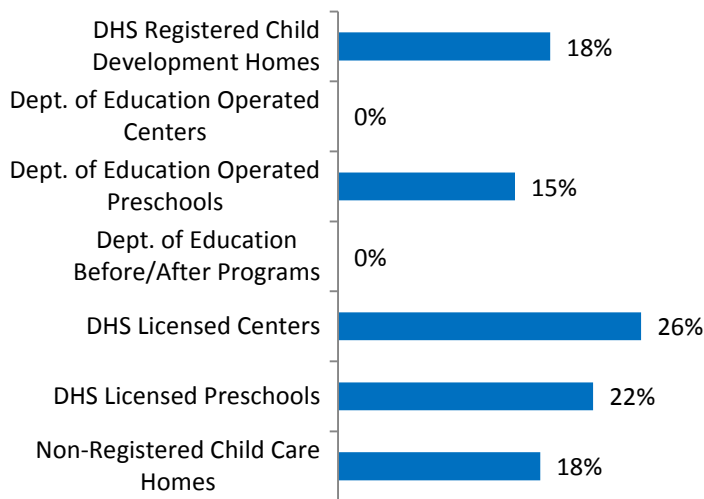
Data source: State Library of Iowa, www.iowadatecenter.org



www.iowaccrr.org

1-877-216-8481

Percent of Program Spaces



CCR&R may not have all DOE programs listed since they are not regulated by DHS.

33 Total PROGRAMS listed with CCR&R

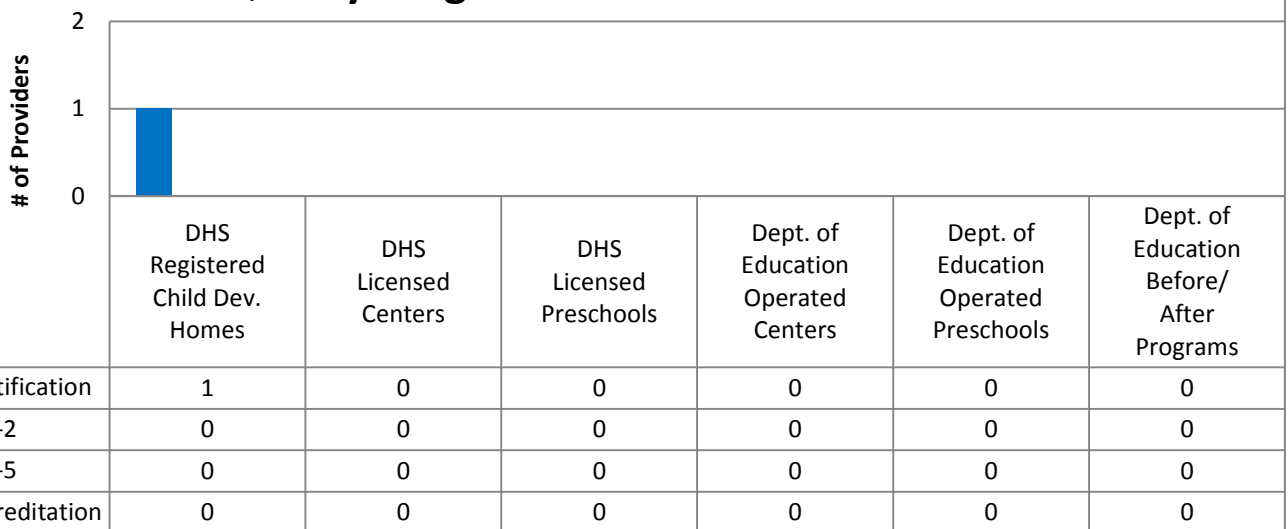
- 7 DHS Registered Child Development Homes
- 0 Dept. of Education Operated Centers
- 4 Dept. of Education Operated Preschools
- 0 Dept. of Education Before/After Programs
- 4 DHS Licensed Centers
- 2 DHS Licensed Preschools
- 16 Non-Registered Child Care Homes

455 Total SPACES listed with CCR&R

- 84 DHS Registered Child Development Homes
- 0 Dept. of Education Operated Centers
- 70 Dept. of Education Operated Preschools
- 0 Dept. of Education Before/After Programs
- 120 DHS Licensed Centers
- 101 DHS Licensed Preschools
- 80 Non-Registered Child Care Homes

*School District Dept of Education programs are not licensed by DHS but meet Standards for Child Care adopted by the State Board of Education.

Quality Programs for Providers



* Programs may choose to participate in more than one quality measure. The number of QRS Providers changes monthly.

Go to <http://www.dhs.state.ia.us/iqrs/> for up-to-date information.

*Centers, Preschools and Before/After school programs do not qualify for ChildNet Certification.

For a family earning the median income of \$50,037 with an infant in child care they would pay:

- 11% of their income before taxes, if their child was in a registered home
- 12% of their income before taxes, if their child was in a licensed center

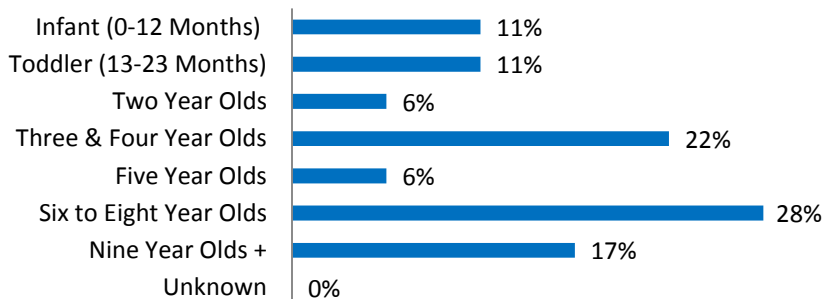
Data source: State Library of Iowa, www.iowadatacenter.org.

Out of 33 child care programs, 25 programs report they accept DHS Child Care Assistance funded children.

Child Care Rates Average Per Week	Infant (0-12 Months)	Toddler (13-23 Months)	Two Year Olds	Three Year Olds	Four & Five Year Olds	Before & After School	Full Time School-Age
DHS Registered Child Development Homes	\$105.70	\$105.70	\$101.53	\$101.53	\$101.53	\$67.85	\$101.53
DHS Licensed Centers	\$111.88	\$111.88	\$109.38	\$109.38	\$109.38	\$46.70	\$105.20

* Providers may charge by the month, week, day or hour.

Percent of Requests for Child Care by Age



Range of Preschool Tuition Rates per month - by age

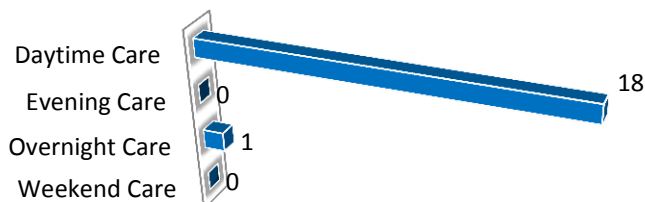
	Lowest	Highest
Three Yr Olds	NA	NA
Four Yr Olds +	NA	NA

*Preschool classes range from 1-5 days a week.

*Free preschool programs are not included in the rate ranges above.

CCR&R referred 9 families with 18 children to child care providers.

Requests for Child Care by Type



*Families may request more than one type of care for their child(ren).

Requests for Child Care data is from July 1, 2011 - June 30, 2012.

Data provided by Child Care Resource & Referral using NACCRRAware as of July 1, 2012 unless otherwise noted.