

# Boone County - July 2012

Total County Population	26,272
Children ages 0 through 5	1,860
Children ages 6 through 9	1,332
Children ages 10 through 12	1,058

Data source: Woods & Poole Population Estimates as of Dec 31, 2011.

Families with all parents working & children under age 6	74%
Median Family Income	\$66,872
Average Weekly Income	\$1,286

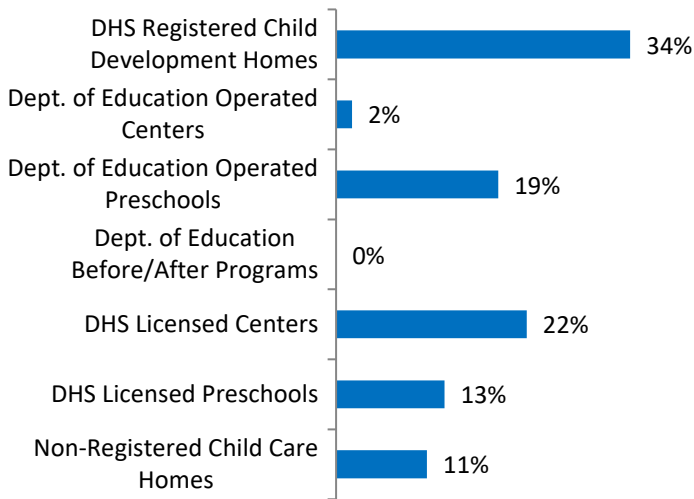
Data source: State Library of Iowa, www.iowadatecenter.org



www.iowaccrr.org

1-877-216-8481

## Percent of Program Spaces



CCR&R may not have all DOE programs listed since they are not regulated by DHS.

## 67 Total PROGRAMS listed with CCR&R

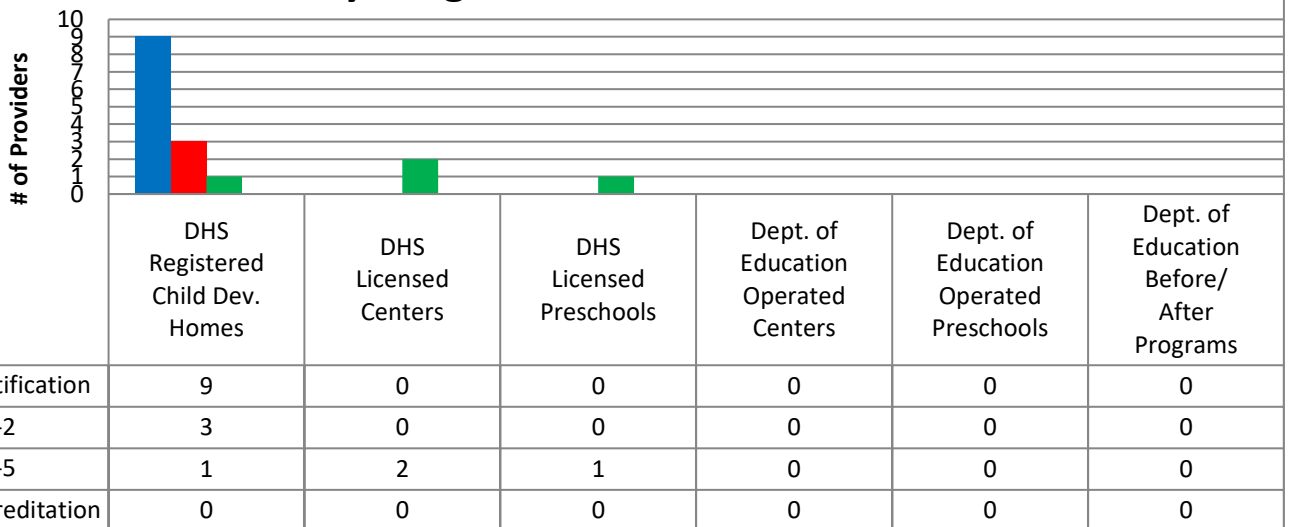
- 34 DHS Registered Child Development Homes
  - 1 Dept. of Education Operated Centers
  - 2 Dept. of Education Operated Preschools
  - 0 Dept. of Education Before/After Programs
- 3 DHS Licensed Centers
- 4 DHS Licensed Preschools
- 23 Non-Registered Child Care Homes

## 1,090 Total SPACES listed with CCR&R

- 372 DHS Registered Child Development Homes
- 20 Dept. of Education Operated Centers
- 205 Dept. of Education Operated Preschools
- 0 Dept. of Education Before/After Programs
- 241 DHS Licensed Centers
- 137 DHS Licensed Preschools
- 115 Non-Registered Child Care Homes

\*School District Dept of Education programs are not licensed by DHS but meet Standards for Child Care adopted by the State Board of Education.

## Quality Programs for Providers



\* Programs may choose to participate in more than one quality measure. The number of QRS Providers changes monthly.

Go to <http://www.dhs.state.ia.us/iqrs/> for up-to-date information.

\*Centers, Preschools and Before/After school programs do not qualify for ChildNet Certification.

**For a family earning the median income of \$66,872 with an infant in child care they would pay:**

- 9% of their income before taxes, if their child was in a registered home
- 12% of their income before taxes, if their child was in a licensed center

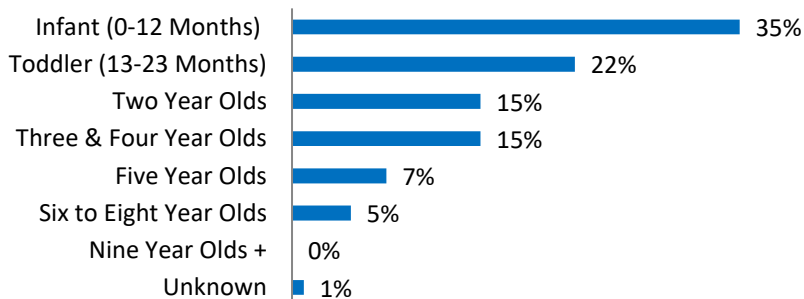
Data source: State Library of Iowa, [www.iowadatacenter.org](http://www.iowadatacenter.org).

**Out of 67 child care programs, 47 programs report they accept DHS Child Care Assistance funded children.**

Child Care Rates Average Per Week	Infant (0-12 Months)	Toddler (13-23 Months)	Two Year Olds	Three Year Olds	Four & Five Year Olds	Before & After School	Full Time School-Age
DHS Registered Child Development Homes	\$122.02	\$122.02	\$121.40	\$120.92	\$119.33	\$57.22	\$111.93
DHS Licensed Centers	\$160.00	\$160.00	\$145.00	\$140.00	\$140.00	\$85.00	\$125.00

\* Providers may charge by the month, week, day or hour.

### Percent of Requests for Child Care by Age



### Range of Preschool Tuition Rates per month - by age

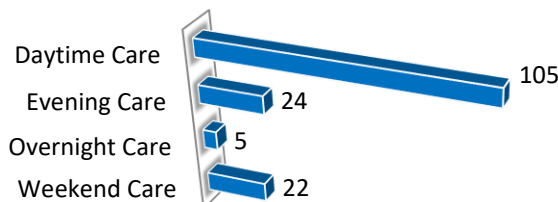
	Lowest	Highest
Three Yr Olds	\$65.00	\$65.00
Four Yr Olds +	\$82.00	\$130.00

\*Preschool classes range from 1-5 days a week.

\*Free preschool programs are not included in the rate ranges above.

**CCR&R referred 66 families with 108 children to child care providers.**

### Requests for Child Care by Type



\*Families may request more than one type of care for their child(ren).

Requests for Child Care data is from July 1, 2011 - June 30, 2012.

Data provided by Child Care Resource & Referral using NACCRRAware as of July 1, 2012 unless otherwise noted.