

# Delaware County - July 2012

Total County Population	17,735
Children ages 0 through 5	1,365
Children ages 6 through 9	973
Children ages 10 through 12	769

Data source: Woods & Poole Population Estimates as of Dec 31, 2011.

Families with all parents working & children under age 6	85%
Median Family Income	\$59,802
Average Weekly Income	\$1,150

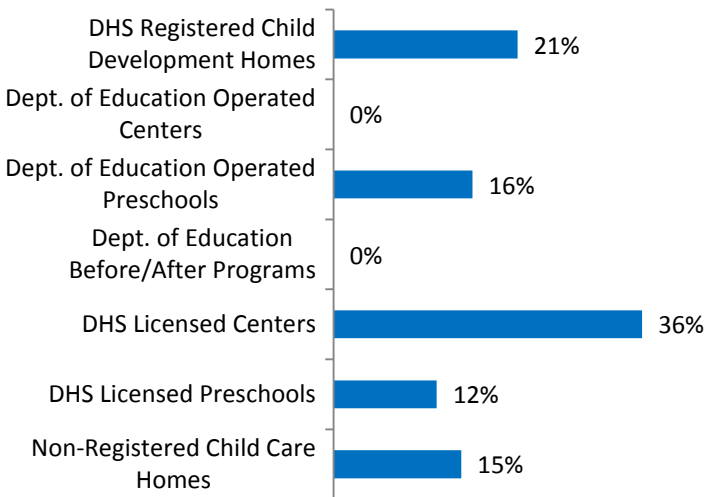
Data source: State Library of Iowa, www.iowadatatcenter.org



www.iowaccrr.org

1-877-216-8481

## Percent of Program Spaces



CCR&R may not have all DOE programs listed since they are not regulated by DHS.

## 57 Total PROGRAMS listed with CCR&R

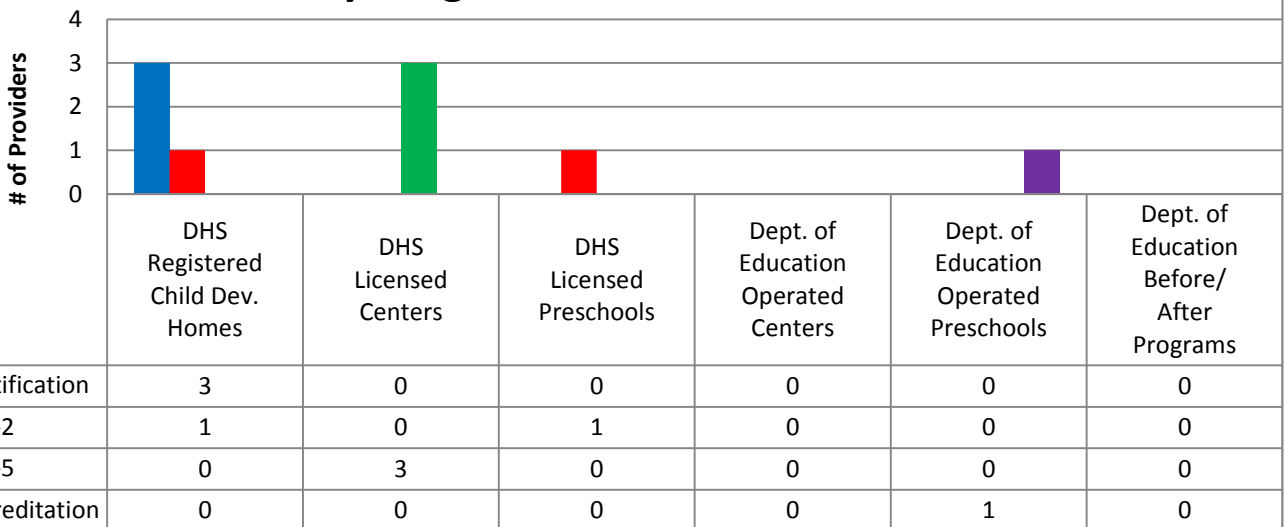
- 16 DHS Registered Child Development Homes
- 0 Dept. of Education Operated Centers
- 6 Dept. of Education Operated Preschools
- 0 Dept. of Education Before/After Programs
- 5 DHS Licensed Centers
- 5 DHS Licensed Preschools
- 25 Non-Registered Child Care Homes

## 844 Total SPACES listed with CCR&R

- 180 DHS Registered Child Development Homes
- 0 Dept. of Education Operated Centers
- 136 Dept. of Education Operated Preschools
- 0 Dept. of Education Before/After Programs
- 302 DHS Licensed Centers
- 101 DHS Licensed Preschools
- 125 Non-Registered Child Care Homes

\*School District Dept of Education programs are not licensed by DHS but meet Standards for Child Care adopted by the State Board of Education.

## Quality Programs for Providers



\* Programs may choose to participate in more than one quality measure. The number of QRS Providers changes monthly.

Go to <http://www.dhs.state.ia.us/iqrs/> for up-to-date information.

\*Centers, Preschools and Before/After school programs do not qualify for ChildNet Certification.

**For a family earning the median income of \$59,802 with an infant in child care they would pay:**

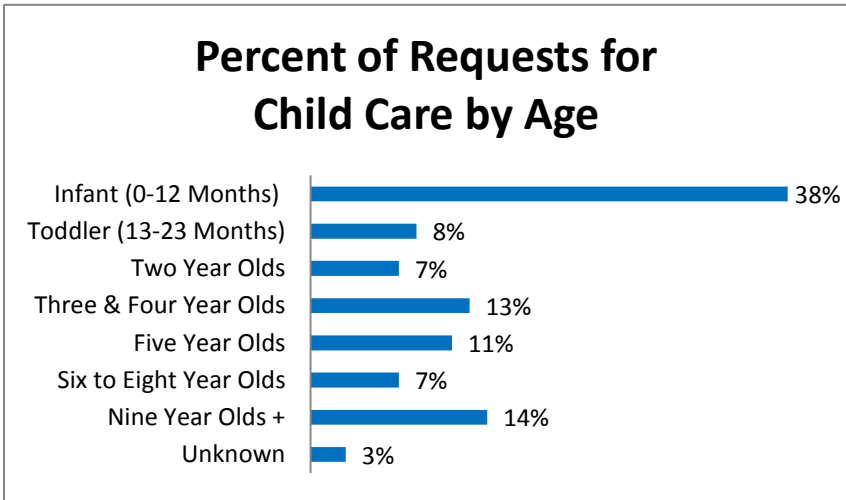
- 11% of their income before taxes, if their child was in a registered home
- 14% of their income before taxes, if their child was in a licensed center

Data source: State Library of Iowa, [www.iowadatatcenter.org](http://www.iowadatatcenter.org).

**Out of 57 child care programs, 37 programs report they accept DHS Child Care Assistance funded children.**

Child Care Rates	Infant (0-12 Months)	Toddler (13-23 Months)	Two Year Olds	Three Year Olds	Four & Five Year Olds	Before & After School	Full Time School-Age
Average Per Week							
DHS Registered Child Development Homes	\$104.03	\$104.18	\$104.18	\$104.18	\$104.18	\$37.50	\$107.53
DHS Licensed Centers	\$129.50	\$129.50	\$122.25	\$118.40	\$115.90	\$62.40	\$108.93

\* Providers may charge by the month, week, day or hour.



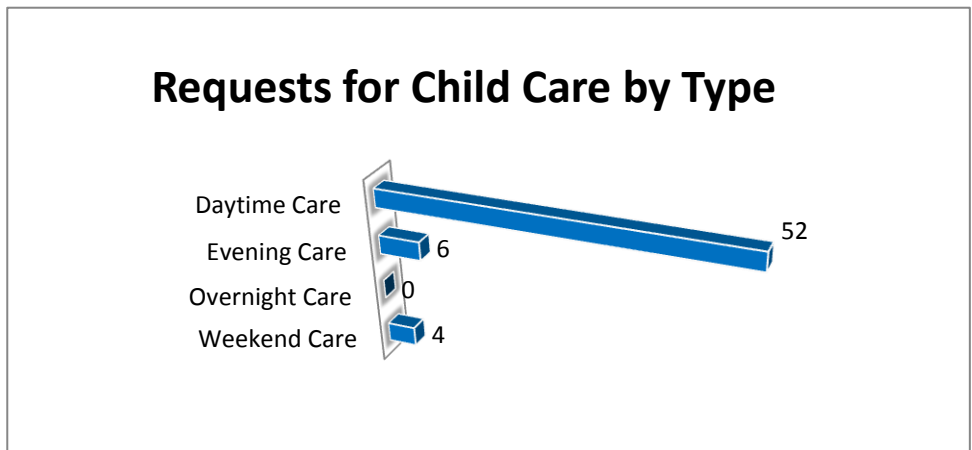
### Range of Preschool Tuition Rates per month - by age

	Lowest	Highest
Three Yr Olds	\$60.00	\$60.00
Four Yr Olds +	\$60.00	\$80.00

\*Preschool classes range from 1-5 days a week.

\*Free preschool programs are not included in the rate ranges above.

**CCR&R referred 32 families with 53 children to child care providers.**



\*Families may request more than one type of care for their child(ren).

Requests for Child Care data is from July 1, 2011 - June 30, 2012.

Data provided by Child Care Resource & Referral using NACCRRAware as of July 1, 2012 unless otherwise noted.