

# Dallas County - July 2012

Total County Population	67,296
Children ages 0 through 5	6,963
Children ages 6 through 9	4,698
Children ages 10 through 12	3,342

Data source: Woods & Poole Population Estimates as of Dec 31, 2011.

Families with all parents working & children under age 6	72%
Median Family Income	\$84,018
Average Weekly Income	\$1,616

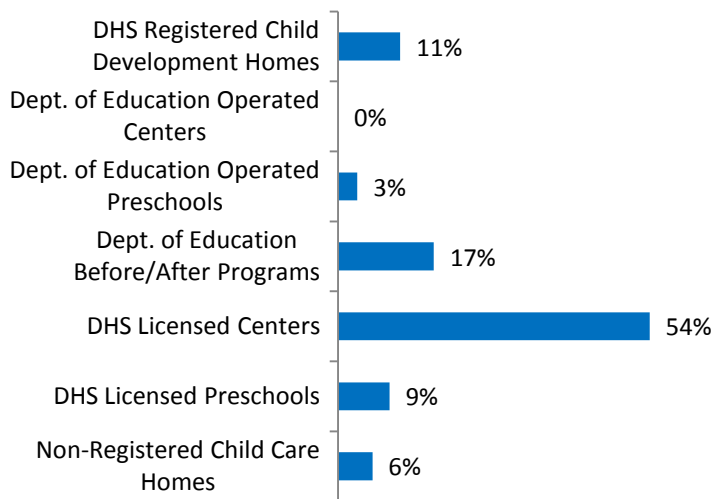
Data source: State Library of Iowa, www.iowadatascenter.org



www.iowaccrr.org

1-877-216-8481

## Percent of Program Spaces



CCR&R may not have all DOE programs listed since they are not regulated by DHS.

## 169 Total PROGRAMS listed with CCR&R

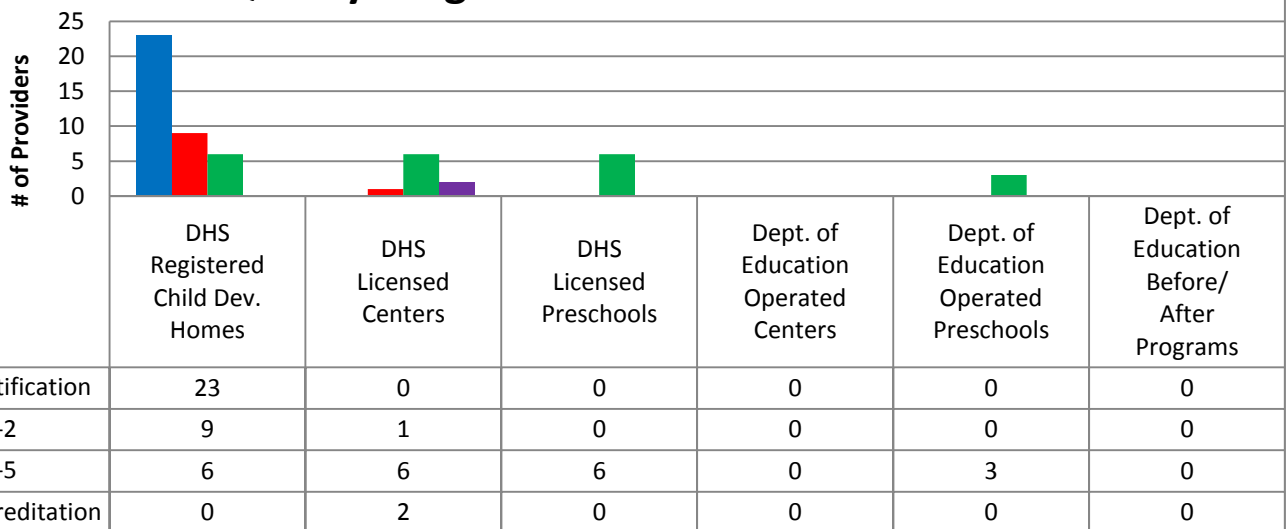
- 55 DHS Registered Child Development Homes
- 0 Dept. of Education Operated Centers
- 10 Dept. of Education Operated Preschools
- 5 Dept. of Education Before/After Programs
- 26 DHS Licensed Centers
- 12 DHS Licensed Preschools
- 61 Non-Registered Child Care Homes

## 5,101 Total SPACES listed with CCR&R

- 552 DHS Registered Child Development Homes
- 0 Dept. of Education Operated Centers
- 171 Dept. of Education Operated Preschools
- 850 Dept. of Education Before/After Programs
- 2,766 DHS Licensed Centers
- 457 DHS Licensed Preschools
- 305 Non-Registered Child Care Homes

\*School District Dept of Education programs are not licensed by DHS but meet Standards for Child Care adopted by the State Board of Education.

## Quality Programs for Providers



\* Programs may choose to participate in more than one quality measure. The number of QRS Providers changes monthly.

Go to <http://www.dhs.state.ia.us/iqrs/> for up-to-date information.

\*Centers, Preschools and Before/After school programs do not qualify for ChildNet Certification.

**For a family earning the median income of \$84,018 with an infant in child care they would pay:**

- 9% of their income before taxes, if their child was in a registered home
- 12% of their income before taxes, if their child was in a licensed center

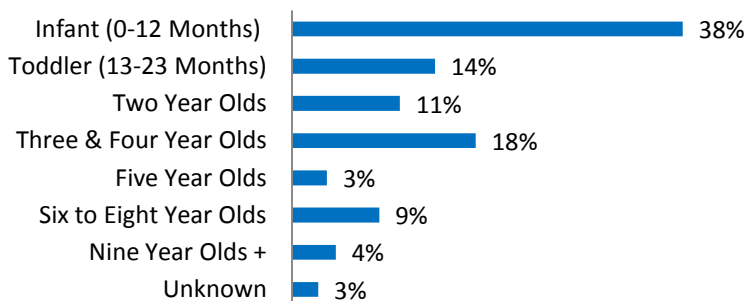
Data source: State Library of Iowa, [www.iowadatacenter.org](http://www.iowadatacenter.org).

**Out of 169 child care programs, 82 programs report they accept DHS Child Care Assistance funded children.**

Child Care Rates Average Per Week	Infant (0-12 Months)	Toddler (13-23 Months)	Two Year Olds	Three Year Olds	Four & Five Year Olds	Before & After School	Full Time School-Age
DHS Registered Child Development Homes	\$149.22	\$148.79	\$145.00	\$144.56	\$143.94	\$61.84	\$121.15
DHS Licensed Centers	\$198.67	\$198.22	\$173.50	\$163.73	\$158.27	\$89.88	\$134.88

\* Providers may charge by the month, week, day or hour.

### Percent of Requests for Child Care by Age



### Range of Preschool Tuition Rates per month - by age

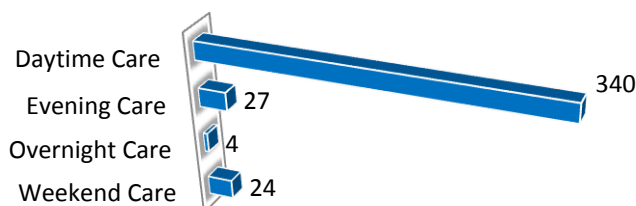
	Lowest	Highest
Three Yr Olds	\$80.00	\$162.00
Four Yr Olds +	\$70.00	\$180.00

\*Preschool classes range from 1-5 days a week.

\*Free preschool programs are not included in the rate ranges above.

**CCR&R referred 214 families with 349 children to child care providers.**

### Requests for Child Care by Type



\*Families may request more than one type of care for their child(ren).

Requests for Child Care data is from July 1, 2011 - June 30, 2012.

Data provided by Child Care Resource & Referral using NACCRRAware as of July 1, 2012 unless otherwise noted.