

Clinton County - July 2012

Total County Population	49,046
Children ages 0 through 5	3,739
Children ages 6 through 9	2,523
Children ages 10 through 12	2,002

Data source: Woods & Poole Population Estimates as of Dec 31, 2011.

Families with all parents working & children under age 6	79.5%
Median Family Income	\$58,681
Average Weekly Income	\$1,128


Data source: State Library of Iowa, www.iowadatacenter.org



www.iowaccrr.org

1-877-216-8481

Percent of Program Spaces



CCR&R may not have all DOE programs listed since they are not regulated by DHS.

104 Total PROGRAMS listed with CCR&R

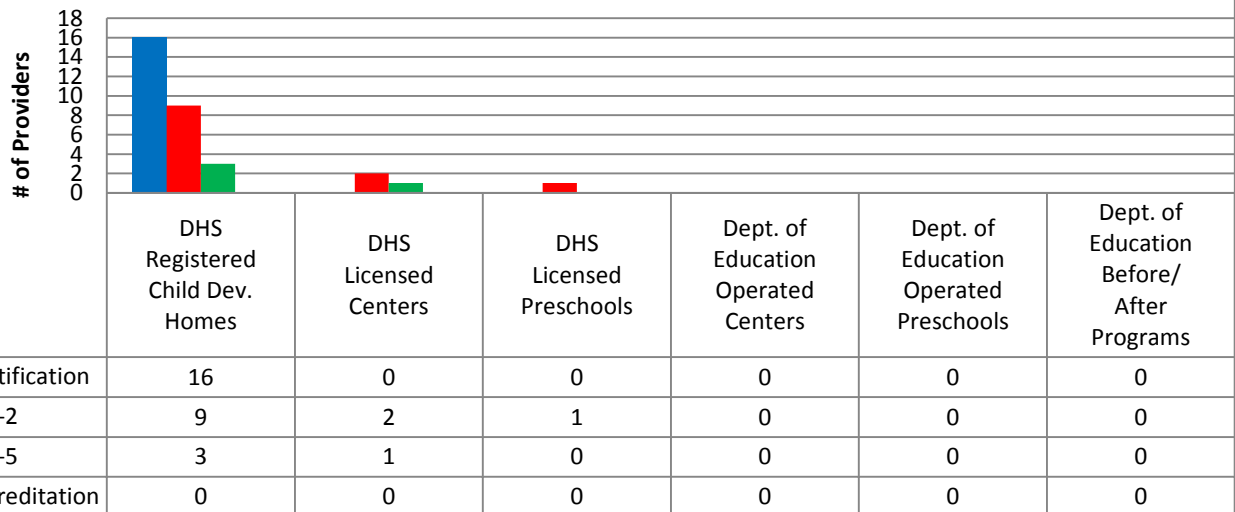
- 37 DHS Registered Child Development Homes
 - 0 Dept. of Education Operated Centers
 - 1 Dept. of Education Operated Preschools
 - 2 Dept. of Education Before/After Programs
- 14 DHS Licensed Centers
 - 3 DHS Licensed Preschools
- 47 Non-Registered Child Care Homes

1,976 Total SPACES listed with CCR&R

- 392 DHS Registered Child Development Homes
 - 0 Dept. of Education Operated Centers
 - 20 Dept. of Education Operated Preschools
 - 85 Dept. of Education Before/After Programs
- 1,188 DHS Licensed Centers
 - 56 DHS Licensed Preschools
- 235 Non-Registered Child Care Homes

*School District Dept of Education programs are not licensed by DHS but meet Standards for Child Care adopted by the State Board of Education.

Quality Programs for Providers



* Programs may choose to participate in more than one quality measure. The number of QRS Providers changes monthly.

Go to <http://www.dhs.state.ia.us/iqrs/> for up-to-date information.

*Centers, Preschools and Before/After school programs do not qualify for ChildNet Certification.

For a family earning the median income of \$58,681 with an infant in child care they would pay:

- 11% of their income before taxes, if their child was in a registered home
- 14% of their income before taxes, if their child was in a licensed center

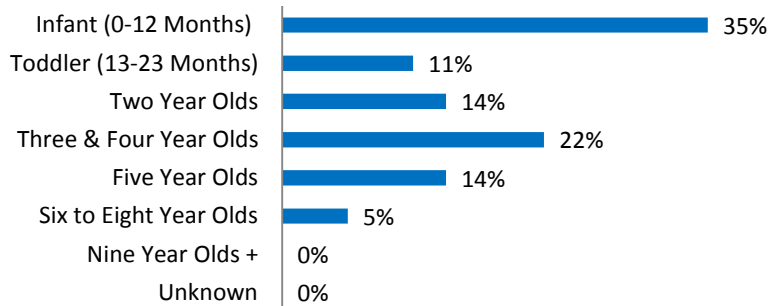
Data source: State Library of Iowa, www.iowadatecenter.org.

Out of 104 child care programs, 96 programs report they accept DHS Child Care Assistance funded children.

Child Care Rates Average Per Week	Infant (0-12 Months)	Toddler (13-23 Months)	Two Year Olds	Three Year Olds	Four & Five Year Olds	Before & After School	Full Time School-Age
DHS Registered Child Development Homes	\$121.30	\$119.25	\$116.55	\$115.65	\$115.65	\$46.25	\$113.40
DHS Licensed Centers	\$157.00	\$157.00	\$147.00	\$139.75	\$138.50	\$55.00	\$123.33

* Providers may charge by the month, week, day or hour.

Percent of Requests for Child Care by Age



Range of Preschool Tuition Rates per month - by age

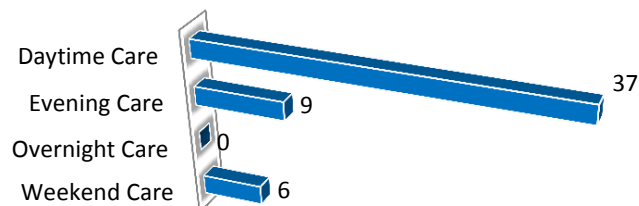
	Lowest	Highest
Three Yr Olds	\$64.00	\$110.00
Four Yr Olds +	\$80.00	\$150.00

*Preschool classes range from 1-5 days a week.

*Free preschool programs are not included in the rate ranges above.

CCR&R referred 25 families with 37 children to child care providers.

Requests for Child Care by Type



*Families may request more than one type of care for their child(ren).

Requests for Child Care data is from July 1, 2011 - June 30, 2012.

Data provided by Child Care Resource & Referral using NACCRRAware as of July 1, 2012 unless otherwise noted.