

# Cass County - July 2012

|                             |        |
|-----------------------------|--------|
| Total County Population     | 13,901 |
| Children ages 0 through 5   | 1,111  |
| Children ages 6 through 9   | 686    |
| Children ages 10 through 12 | 542    |

Data source: Woods & Poole Population Estimates as of Dec 31, 2011.

|  |          |
|--|----------|
| Families with all parents working & children under age 6 | 74%      |
| Median Family Income                                     | \$48,884 |
| Average Weekly Income                                    | \$940    |

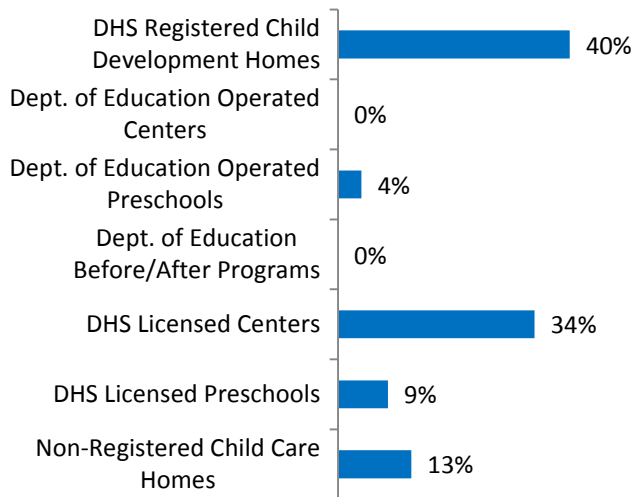
Data source: State Library of Iowa, www.iowadatecenter.org



www.iowaccrr.org

1-877-216-8481

## Percent of Program Spaces



CCR&R may not have all DOE programs listed since they are not regulated by DHS.

## 62 Total PROGRAMS listed with CCR&R

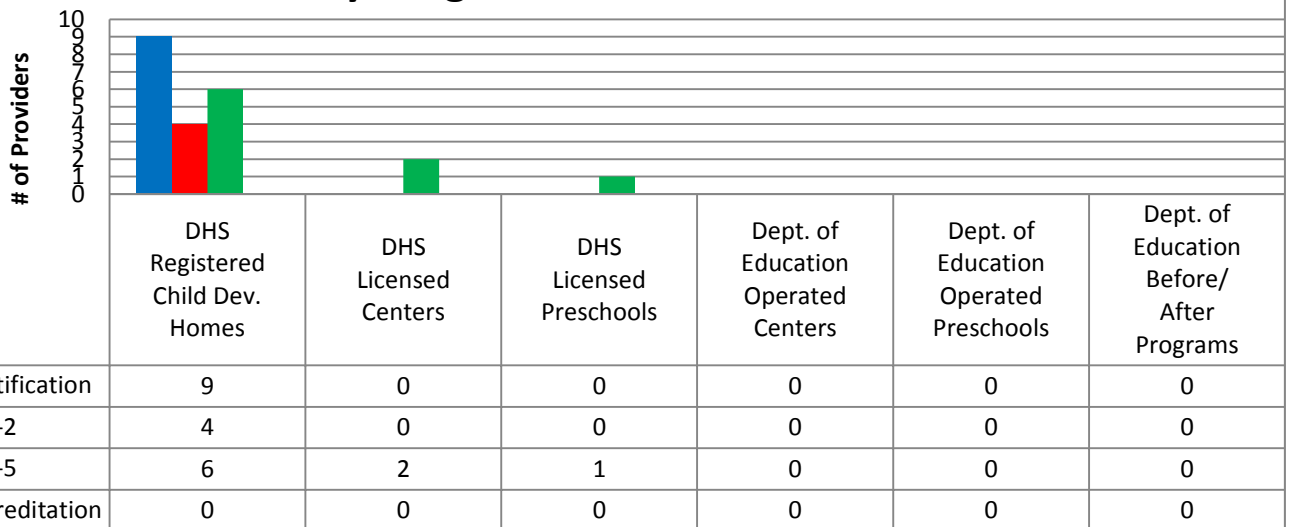
- 31 DHS Registered Child Development Homes
- 0 Dept. of Education Operated Centers
- 1 Dept. of Education Operated Preschools
- 0 Dept. of Education Before/After Programs
- 5 DHS Licensed Centers
- 3 DHS Licensed Preschools
- 22 Non-Registered Child Care Homes

## 863 Total SPACES listed with CCR&R

- 348 DHS Registered Child Development Homes
- 0 Dept. of Education Operated Centers
- 35 Dept. of Education Operated Preschools
- 0 Dept. of Education Before/After Programs
- 295 DHS Licensed Centers
- 75 DHS Licensed Preschools
- 110 Non-Registered Child Care Homes

\*School District Dept of Education programs are not licensed by DHS but meet Standards for Child Care adopted by the State Board of Education.

## Quality Programs for Providers



\* Programs may choose to participate in more than one quality measure. The number of QRS Providers changes monthly.

Go to <http://www.dhs.state.ia.us/iqrs/> for up-to-date information.

\*Centers, Preschools and Before/After school programs do not qualify for ChildNet Certification.

**For a family earning the median income of \$48,884 with an infant in child care they would pay:**

- 12% of their income before taxes, if their child was in a registered home
- 13% of their income before taxes, if their child was in a licensed center

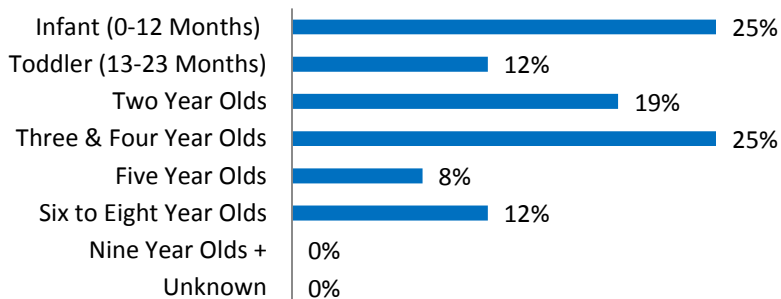
Data source: State Library of Iowa, [www.iowadatacenter.org](http://www.iowadatacenter.org).

**Out of 62 child care programs, 51 programs report they accept DHS Child Care Assistance funded children.**

| Child Care Rates<br>Average Per Week   | Infant (0-12 Months) | Toddler (13-23 Months) | Two Year Olds | Three Year Olds | Four & Five Year Olds | Before & After School | Full Time School-Age |
|--|----------------------|------------------------|---------------|-----------------|-----------------------|-----------------------|----------------------|
| DHS Registered Child Development Homes | \$112.50             | \$112.50               | \$112.50      | \$112.50        | \$112.50              | \$49.80               | \$112.95             |
| DHS Licensed Centers                   | \$125.00             | \$115.00               | \$110.00      | \$110.00        | \$100.00              | \$50.00               | \$80.00              |

\* Providers may charge by the month, week, day or hour.

### Percent of Requests for Child Care by Age



### Range of Preschool Tuition Rates per month - by age

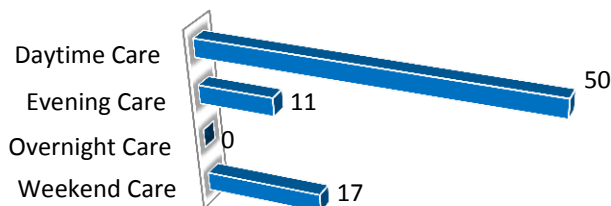
|                | Lowest  | Highest  |
|----------------|---------|----------|
| Three Yr Olds  | \$60.00 | \$300.00 |
| Four Yr Olds + | \$75.00 | \$75.00  |

\*Preschool classes range from 1-5 days a week.

\*Free preschool programs are not included in the rate ranges above.

**CCR&R referred 29 families with 52 children to child care providers.**

### Requests for Child Care by Type



\*Families may request more than one type of care for their child(ren).  
Requests for Child Care data is from July 1, 2011 - June 30, 2012.

Data provided by Child Care Resource & Referral using NACCRRAware as of July 1, 2012 unless otherwise noted.