

Carroll County - July 2012

Total County Population	20,797
Children ages 0 through 5	1,763
Children ages 6 through 9	1,086
Children ages 10 through 12	840

Data source: Woods & Poole Population Estimates as of Dec 31, 2011.

Families with all parents working & children under age 6	80%
Median Family Income	\$61,960
Average Weekly Income	\$1,192

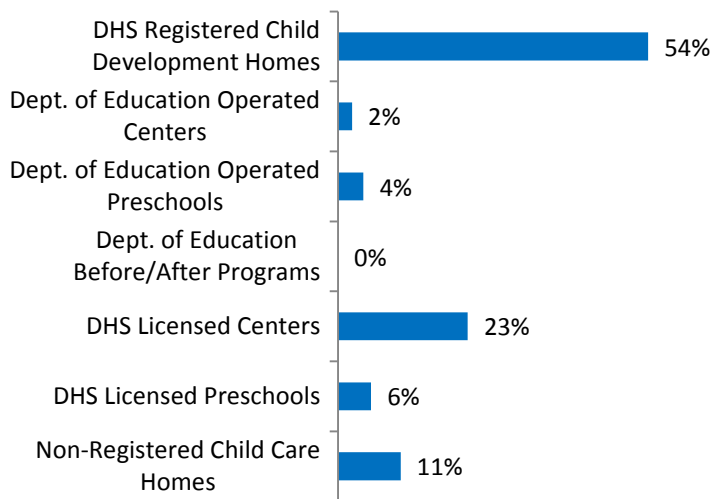
Data source: State Library of Iowa, www.iowadatascenter.org



www.iowaccrr.org

1-877-216-8481

Percent of Program Spaces



CCR&R may not have all DOE programs listed since they are not regulated by DHS.

132 Total PROGRAMS listed with CCR&R

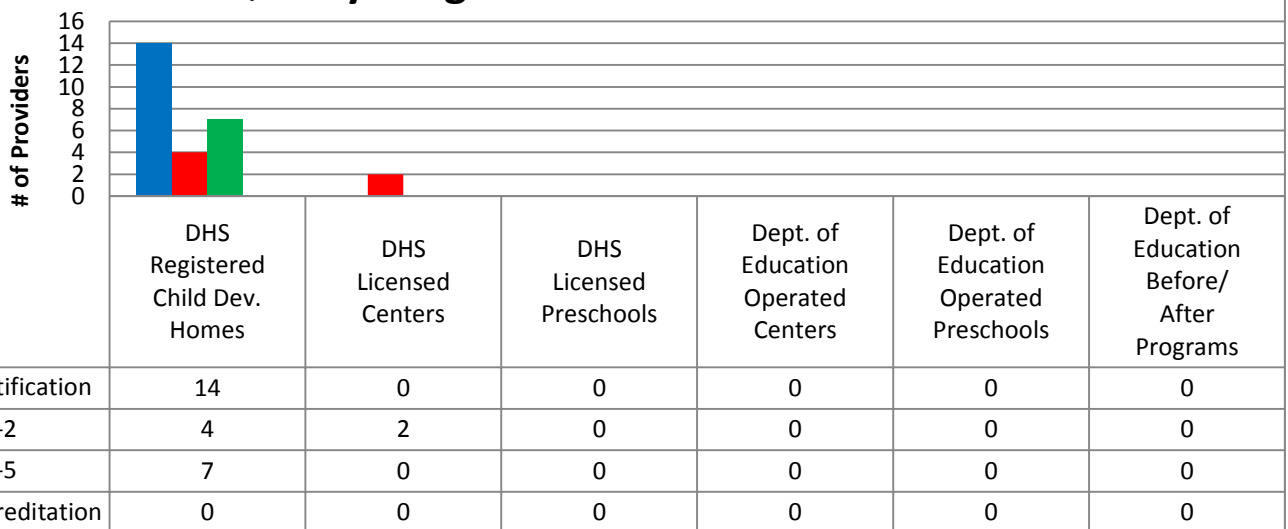
- 80 DHS Registered Child Development Homes
- 1 Dept. of Education Operated Centers
- 4 Dept. of Education Operated Preschools
- 0 Dept. of Education Before/After Programs
- 6 DHS Licensed Centers
- 5 DHS Licensed Preschools
- 36 Non-Registered Child Care Homes

1,653 Total SPACES listed with CCR&R

- 892 DHS Registered Child Development Homes
- 40 Dept. of Education Operated Centers
- 73 Dept. of Education Operated Preschools
- 0 Dept. of Education Before/After Programs
- 373 DHS Licensed Centers
- 95 DHS Licensed Preschools
- 180 Non-Registered Child Care Homes

*School District Dept of Education programs are not licensed by DHS but meet Standards for Child Care adopted by the State Board of Education.

Quality Programs for Providers



* Programs may choose to participate in more than one quality measure. The number of QRS Providers changes monthly.

Go to <http://www.dhs.state.ia.us/iqrs/> for up-to-date information.

*Centers, Preschools and Before/After school programs do not qualify for ChildNet Certification.

For a family earning the median income of \$61,960 with an infant in child care they would pay:

- 10% of their income before taxes, if their child was in a registered home
- 10% of their income before taxes, if their child was in a licensed center

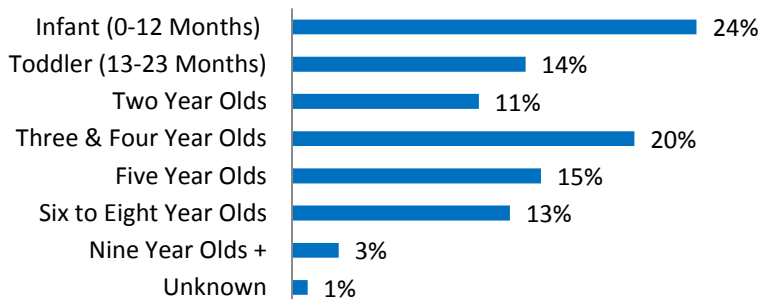
Data source: State Library of Iowa, www.iowadatacenter.org.

Out of 132 child care programs, 101 programs report they accept DHS Child Care Assistance funded children.

Child Care Rates Average Per Week	Infant (0-12 Months)	Toddler (13-23 Months)	Two Year Olds	Three Year Olds	Four & Five Year Olds	Before & After School	Full Time School-Age
DHS Registered Child Development Homes	\$118.28	\$118.28	\$114.53	\$113.91	\$112.97	\$88.65	\$107.12
DHS Licensed Centers	\$133.00	\$133.00	\$123.00	\$123.00	\$110.00	\$73.50	\$86.50

* Providers may charge by the month, week, day or hour.

Percent of Requests for Child Care by Age



Range of Preschool Tuition Rates per month - by age

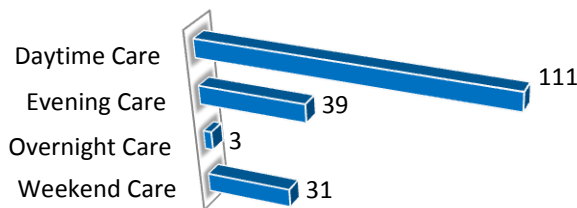
	Lowest	Highest
Three Yr Olds	\$60.00	\$60.00
Four Yr Olds +	\$60.00	\$190.00

*Preschool classes range from 1-5 days a week.

*Free preschool programs are not included in the rate ranges above.

CCR&R referred 55 families with 109 children to child care providers.

Requests for Child Care by Type



*Families may request more than one type of care for their child(ren).

Requests for Child Care data is from July 1, 2011 - June 30, 2012.

Data provided by Child Care Resource & Referral using NACCRRAware as of July 1, 2012 unless otherwise noted.